

CNP Rabbit Polyclonal Antibody



CAB1018

Product Information

Size:

20uL, 50uL, 100uL, 200uL

Observed MW:

48kDa

Calculated MW:

45kDa/47kDa

Applications:

WB IHC IF

Reactivity:

Human, Mouse, Rat

Antibody Information

Recommended dilutions:

WB 1:500 - 1:2000 IHC 1:50
- 1:200 IF 1:50 - 1:200

Source:

Rabbit

Isotype:

IgG

Purification:

Affinity purification

Protein Background

Immunogen information

Gene ID:

1267

Uniprot

P09543

Synonyms:

CNP; CNP1; CNPase

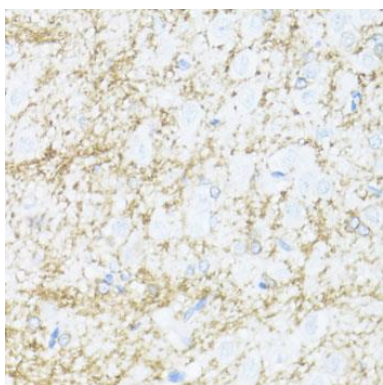
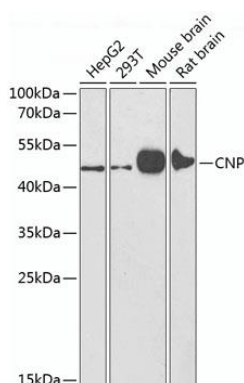
Immunogen:

Recombinant fusion protein containing a sequence corresponding to amino acids 152-421 of human CNP (NP_149124.3).

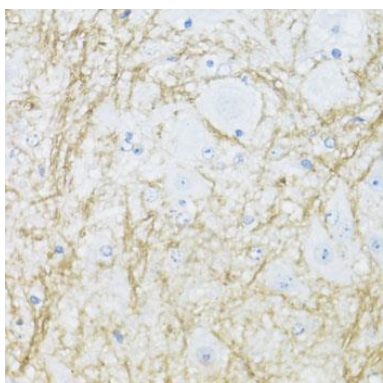
Storage:

Store at -20°C. Avoid freeze / thaw cycles. Buffer: PBS with 0.02% sodium azide, 50% glycerol, pH7.3.

Product Images



Immunohistochemistry of paraffin-embedded rat brain using CNP antibody (CAB1018) at dilution of 1:100 (40x lens).



Immunohistochemistry of paraffin-embedded mouse spinal cord using CNP antibody (CAB1018) at dilution of 1:100 (40x lens).