

FAM3B Rabbit Polyclonal Antibody



CAB1082

Product Information

Size:

20uL, 50uL, 100uL, 200uL

Observed MW:

Calculated MW:

20kDa/25kDa/30kDa

Applications:

IHC IF

Reactivity:

Human, Mouse, Rat

Antibody Information

Recommended dilutions:

IHC 1:100 - 1:200 IF 1:100 - 1:200

Source:

Rabbit

Isotype:

IgG

Purification:

Affinity purification

Protein Background

Immunogen information

Gene ID:

54097

Uniprot

P58499

Synonyms:

FAM3B; 2-21; C21orf11; C21orf76; ORF9; PANDER; PRED44

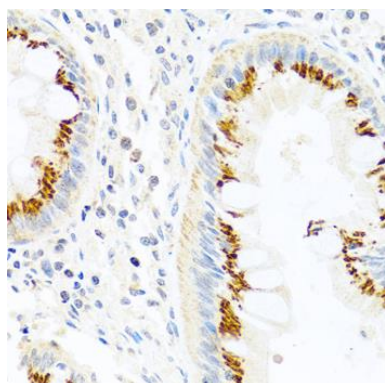
Immunogen:

Recombinant fusion protein containing a sequence corresponding to amino acids 30-235 of human FAM3B (NP_478066.3).

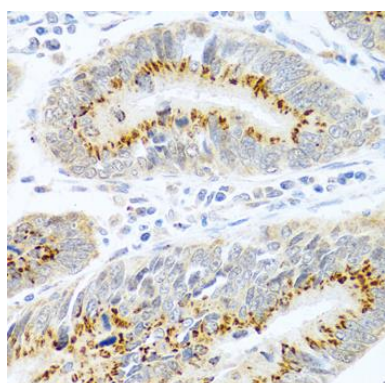
Storage:

Store at -20°C. Avoid freeze / thaw cycles. Buffer: PBS with 0.02% sodium azide, 50% glycerol, pH7.3.

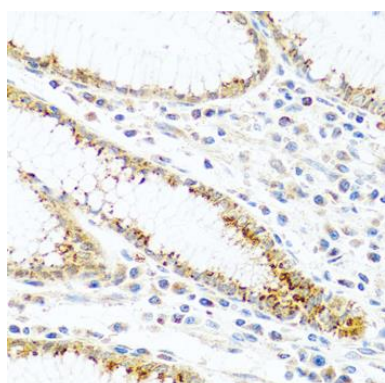
Product Images



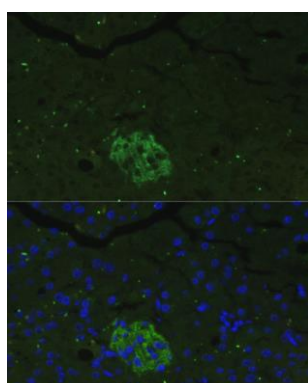
Immunohistochemistry of paraffin-embedded human colon using FAM3B antibody (CAB1082) at dilution of 1:100 (40x lens).



Immunohistochemistry of paraffin-embedded human colon carcinoma using FAM3B antibody (CAB1082) at dilution of 1:100 (40x lens).



Immunohistochemistry of paraffin-embedded human stomach using FAM3B antibody (CAB1082) at dilution of 1:100 (40x lens).



Immunofluorescence analysis of mouse pancreas cells using FAM3B antibody (CAB1082) at dilution of 1:100. Blue: DAPI for nuclear staining.