

POFUT2 Rabbit Polyclonal Antibody



CAB12223

Product Information

Size:

20uL, 50uL, 100uL, 200uL

Observed MW:

50kDa

Calculated MW:

44kDa/48kDa/49kDa

Applications:

WB IF

Reactivity:

Human, Mouse, Rat

Antibody Information

Recommended dilutions:

WB 1:500 - 1:2000 IF 1:50 - 1:200

Source:

Rabbit

Isotype:

IgG

Purification:

Affinity purification

Protein Background

Immunogen information

Gene ID:

23275

Uniprot

Q9Y2G5

Synonyms:

POFUT2; C21orf80; FUT13

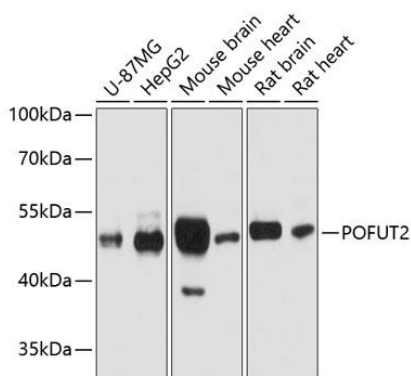
Immunogen:

Recombinant fusion protein containing a sequence corresponding to amino acids 240-370 of human POFUT2 (NP_056042.1).

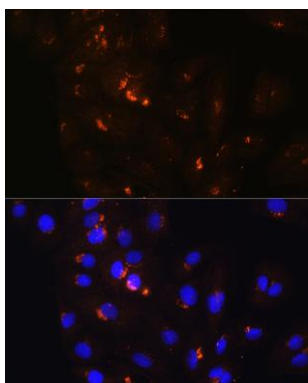
Storage:

Store at -20°C. Avoid freeze / thaw cycles. Buffer: PBS with 0.02% sodium azide, 50% glycerol, pH7.3.

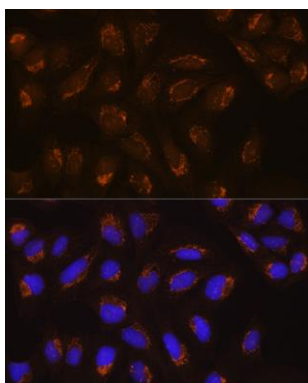
Product Images



Western blot analysis of extracts of various cell lines, using POFUT2 antibody (CAB12223) at 1:1000 dilution. Secondary antibody: HRP Goat Anti-Rabbit IgG (H+L) (CABS014) at 1:10000 dilution. Lysates/proteins: 25ug per lane. Blocking buffer: 3% nonfat dry milk in TBST. Detection: ECL Basic Kit (CABM00020). Exposure time: 5s.



Immunofluorescence analysis of H9C2 cells using POFUT2 Rabbit pAb (CAB12223) at dilution of 1:100. Blue: DAPI for nuclear staining.



Immunofluorescence analysis of U2OS cells using POFUT2 Rabbit pAb (CAB12223) at dilution of 1:100. Blue: DAPI for nuclear staining.