

IL33 Rabbit Polyclonal Antibody



CAB12604

Product Information

Size:

20uL, 50uL, 100uL, 200uL

Observed MW:

Refer to figures

Calculated MW:

16kDa/25kDa/26kDa/30kDa

Applications:

IHC

Reactivity:

Human, Rat

Protein Background

The protein encoded by this gene is a cytokine that binds to the IL1RL1/ST2 receptor. The encoded protein is involved in the maturation of Th2 cells and the activation of mast cells, basophils, eosinophils and natural killer cells. Several transcript variants encoding different isoforms have been found for this gene.

Immunogen information

Gene ID:

90865

Uniprot

O95760

Synonyms:

IL33; C9orf26; DVS27; IL1F11; NF-HEV; NFEHEV

Antibody Information

Recommended dilutions:

IHC 1:50 - 1:200

Source:

Rabbit

Isotype:

IgG

Purification:

Affinity purification

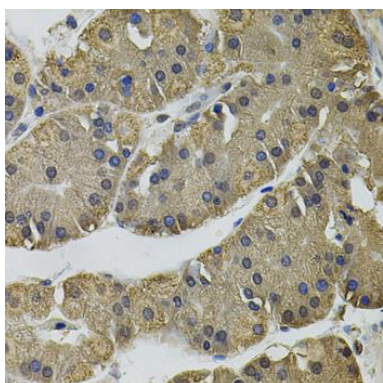
Immunogen:

Recombinant fusion protein containing a sequence corresponding to amino acids 1-270 of human IL33 (NP_254274.1).

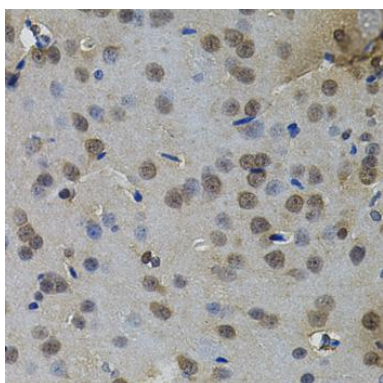
Storage:

Store at -20°C. Avoid freeze / thaw cycles. Buffer: PBS with 0.02% sodium azide, 50% glycerol, pH7.3.

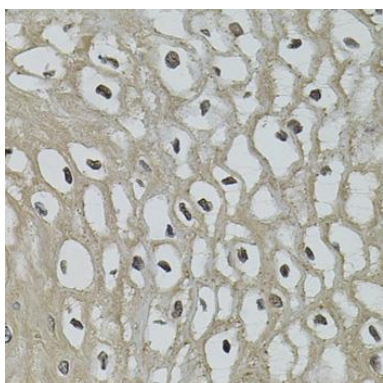
Product Images



Immunohistochemistry of paraffin-embedded human stomach using IL33 antibody (CAB12604) (40x lens).



Immunohistochemistry of paraffin-embedded rat brain using IL33 antibody (CAB12604) (40x lens).



Immunohistochemistry of paraffin-embedded human esophagus using IL33 antibody (CAB12604) (40x lens).