

# HSP70 Rabbit Polyclonal Antibody



CAB12948

---

## Product Information

### Size:

20uL, 50uL, 100uL, 200uL

### Observed MW:

70kDa

### Calculated MW:

70kDa

### Applications:

WB IHC IF

### Reactivity:

Human, Mouse, Rat

## Antibody Information

### Recommended dilutions:

WB 1:1000 - 1:3000 IHC  
1:50 - 1:200 IF 1:50 - 1:200

### Source:

Rabbit

### Isotype:

IgG

### Purification:

Affinity purification

## Protein Background

This intronless gene encodes a 70kDa heat shock protein which is a member of the heat shock protein 70 family. In conjunction with other heat shock proteins, this protein stabilizes existing proteins against aggregation and mediates the folding of newly translated proteins in the cytosol and in organelles. It is also involved in the ubiquitin-proteasome pathway through interaction with the AU-rich element RNA-binding protein 1. The gene is located in the major histocompatibility complex class III region, in a cluster with two closely related genes which encode similar proteins.

## Immunogen information

### Gene ID:

3303

### Uniprot

P0DMV8

### Synonyms:

HSPA1A; HEL-S-103; HSP70-1; HSP70-1A; HSP70.1; HSP70I; HSP72;  
HSPA1; HSP70

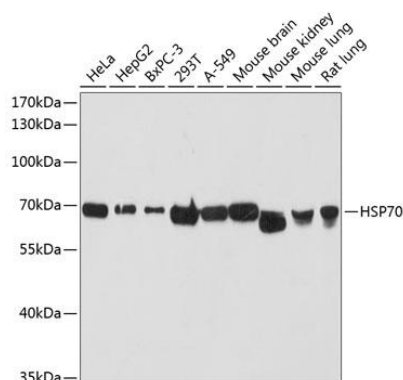
### Immunogen:

A synthetic peptide corresponding to a sequence within amino acids 500-600 of human HSP70 (NP\_005336.3).

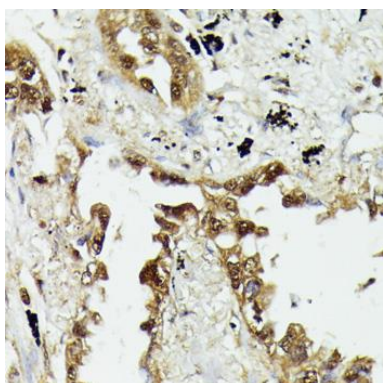
### Storage:

Store at -20°C. Avoid freeze / thaw cycles. Buffer: PBS with 0.02% sodium azide, 50% glycerol, pH7.3.

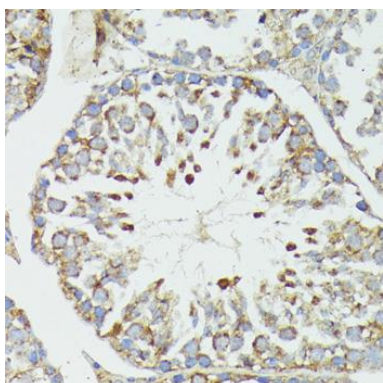
## Product Images



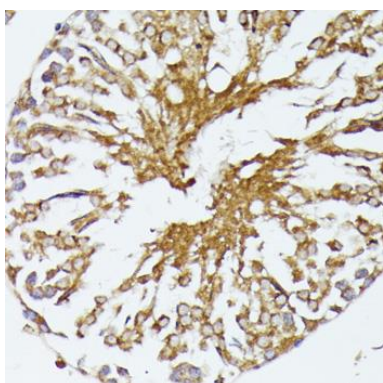
Western blot analysis of extracts of various cell lines, using HSP70 antibody (CAB12948) at 1:3000 dilution. Secondary antibody: HRP Goat Anti-Rabbit IgG (H+L) (CABS014) at 1:10000 dilution. Lysates/proteins: 25ug per lane. Blocking buffer: 3% nonfat dry milk in TBST. Detection: ECL Basic Kit (CABM00020). Exposure time: 10s.



Immunohistochemistry of paraffin-embedded human lung cancer using HSP70 antibody (CAB12948) at dilution of 1:100 (40x lens).



Immunohistochemistry of paraffin-embedded mouse testis using HSP70 antibody (CAB12948) at dilution of 1:100 (40x lens).



Immunohistochemistry of paraffin-embedded rat testis using HSP70 antibody (CAB12948) at dilution of 1:100 (40x lens).