

ASZ1 Rabbit Polyclonal Antibody



CAB14447

Product Information

Size:

20uL, 50uL, 100uL, 200uL

Observed MW:

53kDa

Calculated MW:

52kDa/53kDa

Applications:

WB IHC IF

Reactivity:

Human, Mouse, Rat

Antibody Information

Recommended dilutions:

WB 1:500 - 1:2000 IHC 1:50
- 1:100 IF 1:50 - 1:100

Source:

Rabbit

Isotype:

IgG

Purification:

Affinity purification

Protein Background

Immunogen information

Gene ID:

136991

Uniprot

Q8WWH4

Synonyms:

ASZ1; ALP1; ANKL1; C7orf7; CT1.19; GASZ; Orf3

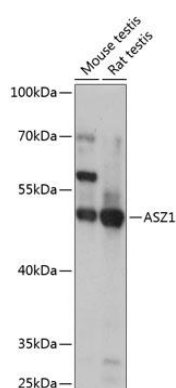
Immunogen:

Recombinant fusion protein containing a sequence corresponding to amino acids 1-350 of human ASZ1 (NP_570124.1).

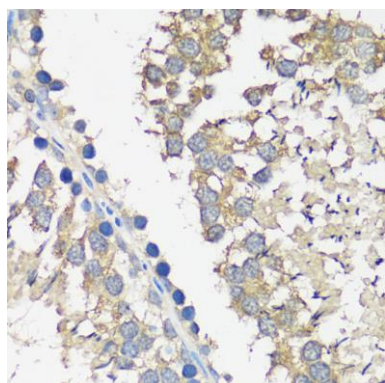
Storage:

Store at -20°C. Avoid freeze / thaw cycles. Buffer: PBS with 0.02% sodium azide, 50% glycerol, pH7.3.

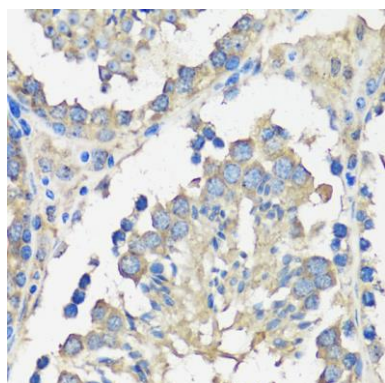
Product Images



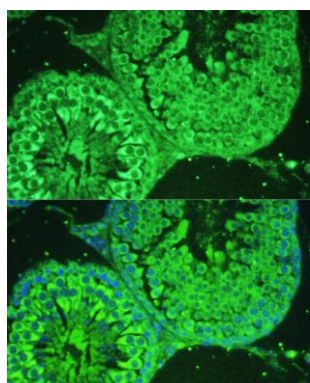
Western blot analysis of extracts of various cell lines, using ASZ1 antibody (CAB14447) at 1:1000 dilution. Secondary antibody: HRP Goat Anti-Rabbit IgG (H+L) (CABS014) at 1:10000 dilution. Lysates/proteins: 25ug per lane. Blocking buffer: 3% nonfat dry milk in TBST. Detection: ECL Basic Kit (CABM00020). Exposure time: 1s.



Immunohistochemistry of paraffin-embedded rat testis using ASZ1 antibody (CAB14447) at dilution of 1:100 (40x lens).



Immunohistochemistry of paraffin-embedded mouse testis using ASZ1 antibody (CAB14447) at dilution of 1:100 (40x lens).



Immunofluorescence analysis of rat testis cells using ASZ1 antibody (CAB14447) at dilution of 1:100. Blue: DAPI for nuclear staining.