

ZNF433 Rabbit Polyclonal Antibody



CAB14972

Product Information

Size:

20uL, 50uL, 100uL, 200uL

Observed MW:

Calculated MW:

73kDa/77kDa

Applications:

IHC IF

Reactivity:

Human, Mouse, Rat

Antibody Information

Recommended dilutions:

IHC 1:50 - 1:200 IF 1:50 - 1:200

Source:

Rabbit

Isotype:

IgG

Purification:

Affinity purification

Protein Background

Immunogen information

Gene ID:

163059

Uniprot

Q8N7K0

Synonyms:

ZNF433

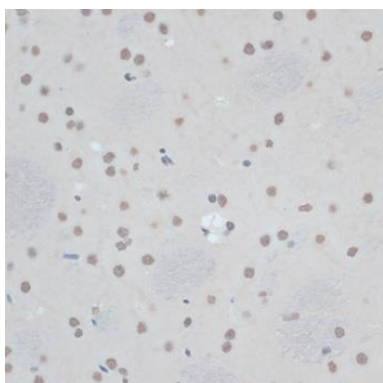
Immunogen:

Recombinant fusion protein containing a sequence corresponding to amino acids 564-673 of human ZNF433 (NP_001073880.1).

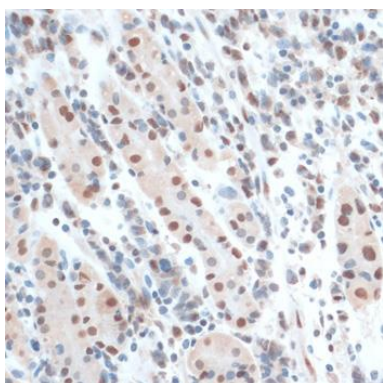
Storage:

Store at -20°C. Avoid freeze / thaw cycles. Buffer: PBS with 0.02% sodium azide, 50% glycerol, pH7.3.

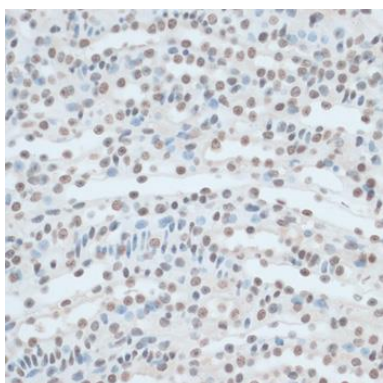
Product Images



Immunohistochemistry of paraffin-embedded rat brain using ZNF433 antibody (CAB14972) at dilution of 1:100 (40x lens).



Immunohistochemistry of paraffin-embedded human gastric cancer using ZNF433 antibody (CAB14972) at dilution of 1:100 (40x lens).



Immunohistochemistry of paraffin-embedded mouse kidney using ZNF433 antibody (CAB14972) at dilution of 1:100 (40x lens).