

B7-H3/CD276 Rabbit Polyclonal Antibody



CAB17216

Product Information

Size:

20uL, 50uL, 100uL, 200uL

Observed MW:

120kDa

Calculated MW:

33kDa/52kDa/57kDa

Applications:

WB IHC

Reactivity:

Human, Mouse

Antibody Information

Recommended dilutions:

WB 1:500 - 1:2000 IHC 1:50
- 1:200

Source:

Rabbit

Isotype:

IgG

Purification:

Affinity purification

Protein Background

The protein encoded by this gene belongs to the immunoglobulin superfamily, and thought to participate in the regulation of T-cell-mediated immune response. Studies show that while the transcript of this gene is ubiquitously expressed in normal tissues and solid tumors, the protein is preferentially expressed only in tumor tissues. Additionally, it was observed that the 3' UTR of this transcript contains a target site for miR29 microRNA, and there is an inverse correlation between the expression of this protein and miR29 levels, suggesting regulation of expression of this gene product by miR29. Alternatively spliced transcript variants encoding different isoforms have been found for this gene.

Immunogen information

Gene ID:

80381

Uniprot

Q5ZPR3

Synonyms:

CD276; 4lg-B7-H3; B7-H3; B7H3; B7RP-2

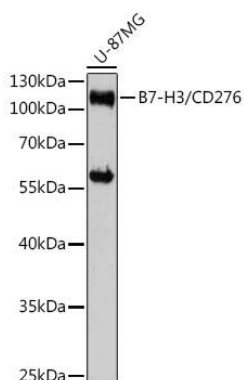
Immunogen:

A synthetic peptide corresponding to a sequence within amino acids 100-200 of human B7-H3/CD276 (NP_001019907.1).

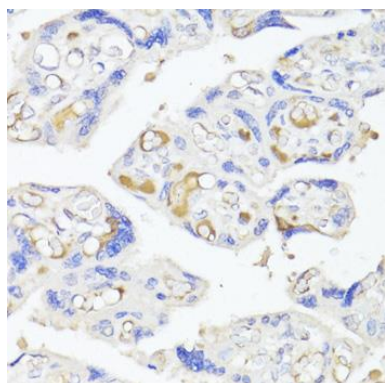
Storage:

Store at -20°C. Avoid freeze / thaw cycles. Buffer: PBS with 0.02% sodium azide, 50% glycerol, pH7.3.

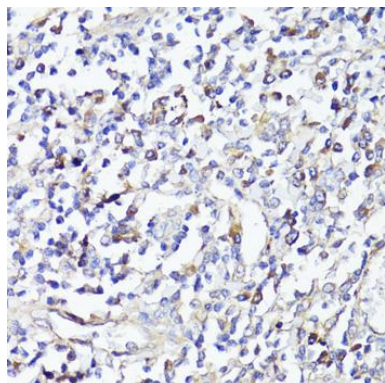
Product Images



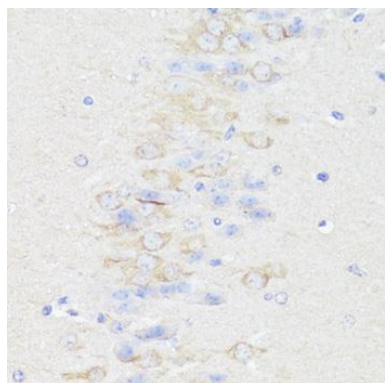
Western blot analysis of extracts of U-87MG cells, using B7-H3/CD276 antibody (CAB17216) at 1:3000 dilution. Secondary antibody: HRP Goat Anti-Rabbit IgG (H+L) (CABS014) at 1:10000 dilution. Lysates/proteins: 25ug per lane. Blocking buffer: 3% nonfat dry milk in TBST. Detection: ECL Enhanced Kit (CABM00021). Exposure time: 90s.



Immunohistochemistry of paraffin-embedded human placenta using B7-H3/CD276 antibody (CAB17216) at dilution of 1:150 (40x lens).



Immunohistochemistry of paraffin-embedded human tonsil using B7-H3/CD276 antibody (CAB17216) at dilution of 1:150 (40x lens).



Immunohistochemistry of paraffin-embedded mouse brain using B7-H3/CD276 antibody (CAB17216) at dilution of 1:150 (40x lens).