

FXN / Frataxin Rabbit Polyclonal Antibody



CAB1745

Product Information

Size:

20uL, 50uL, 100uL, 200uL

Observed MW:

14kDa

Calculated MW:

19kDa/21kDa/23kDa

Applications:

WB IHC IF

Reactivity:

Human, Mouse, Rat

Protein Background

This nuclear gene encodes a mitochondrial protein which belongs to the FRATAXIN family. The protein functions in regulating mitochondrial iron transport and respiration. The expansion of intronic trinucleotide repeat GAA from 8-33 repeats to >90 repeats results in Friedreich ataxia. Alternative splicing results in multiple transcript variants.

Immunogen information

Gene ID:

2395

Uniprot

Q16595

Synonyms:

FXN; CyaY; FA; FARR; FRDA; X25; frataxin

Antibody Information

Recommended dilutions:

WB 1:500 - 1:2000 IHC 1:50
- 1:200 IF 1:50 - 1:200

Source:

Rabbit

Isotype:

IgG

Purification:

Affinity purification

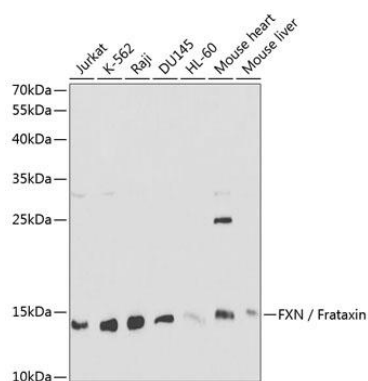
Immunogen:

Recombinant fusion protein containing a sequence corresponding to amino acids 42-210 of human FXN / Frataxin (NP_000135.2).

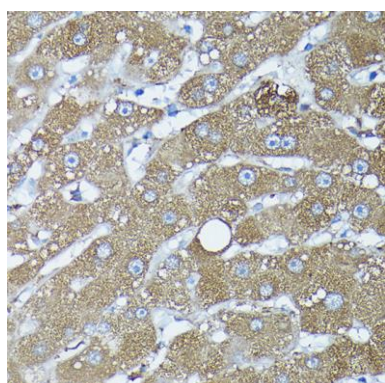
Storage:

Store at -20°C. Avoid freeze / thaw cycles. Buffer: PBS with 0.02% sodium azide, 50% glycerol, pH7.3.

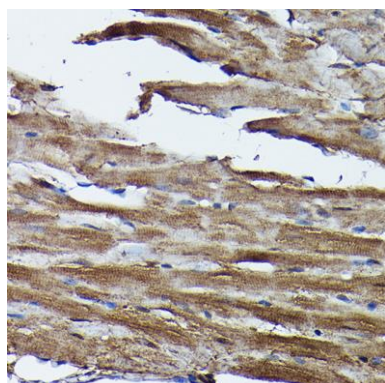
Product Images



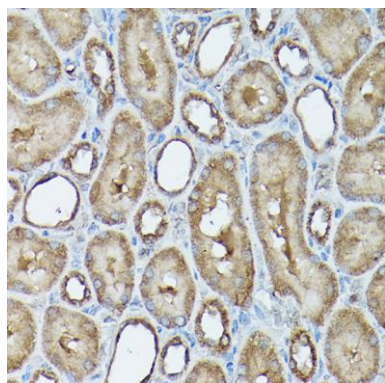
Western blot analysis of extracts of various cell lines, using FXN / Frataxin antibody (CAB1745) at 1:1000 dilution. Secondary antibody: HRP Goat Anti-Rabbit IgG (H+L) (CABS014) at 1:10000 dilution. Lysates/proteins: 25ug per lane. Blocking buffer: 3% nonfat dry milk in TBST.



Immunohistochemistry of paraffin-embedded human liver using FXN / Frataxin Rabbit pAb (CAB1745) at dilution of 1:100 (40x lens).



Immunohistochemistry of paraffin-embedded mouse heart using FXN / Frataxin Rabbit pAb (CAB1745) at dilution of 1:100 (40x lens).



Immunohistochemistry of paraffin-embedded rat kidney using FXN / Frataxin Rabbit pAb (CAB1745) at dilution of 1:100 (40x lens).