

# HNRNPA1 Rabbit Polyclonal Antibody



CAB7491

## Product Information

### Size:

20uL, 50uL, 100uL, 200uL

### Observed MW:

39kDa

### Calculated MW:

29kDa/34kDa/38kDa

### Applications:

WB IHC IF

### Reactivity:

Human, Mouse, Rat

## Antibody Information

### Recommended dilutions:

WB 1:500 - 1:2000 IHC 1:50  
- 1:200 IF 1:50 - 1:200

### Source:

Rabbit

### Isotype:

IgG

### Purification:

Affinity purification

## Protein Background

This gene encodes a member of a family of ubiquitously expressed heterogeneous nuclear ribonucleoproteins (hnRNPs), which are RNA-binding proteins that associate with pre-mRNAs in the nucleus and influence pre-mRNA processing, as well as other aspects of mRNA metabolism and transport. The protein encoded by this gene is one of the most abundant core proteins of hnRNP complexes and plays a key role in the regulation of alternative splicing. Mutations in this gene have been observed in individuals with amyotrophic lateral sclerosis 20. Multiple alternatively spliced transcript variants have been found. There are numerous pseudogenes of this gene distributed throughout the genome.

## Immunogen information

### Gene ID:

3178

### Uniprot

P09651

### Synonyms:

HNRNPA1; ALS19; ALS20; HNRPA1; HNRPA1L3; IBMPFD3; UP 1;  
hnRNP A1; hnRNP-A1

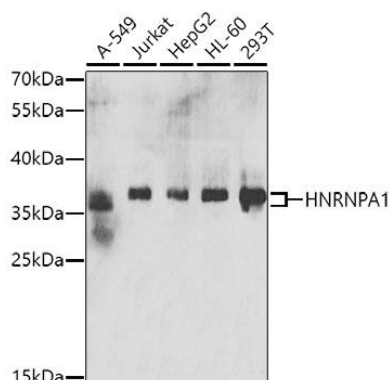
### Immunogen:

Recombinant fusion protein containing a sequence corresponding to amino acids 1-372 of human HNRNPA1 (NP\_112420.1).

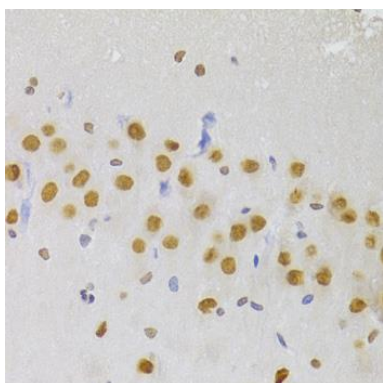
### Storage:

Store at -20°C. Avoid freeze / thaw cycles. Buffer: PBS with 0.02% sodium azide, 50% glycerol, pH7.3.

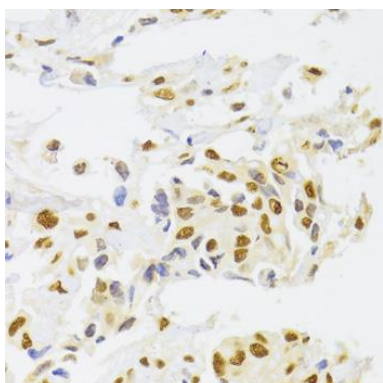
## Product Images



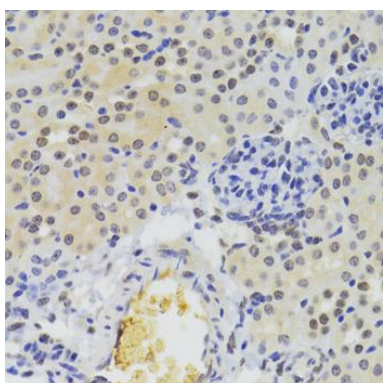
Western blot analysis of extracts of various cell lines, using HNRNPA1 antibody (CAB7491) at 1:200 dilution. Secondary antibody: HRP Goat Anti-Rabbit IgG (H+L) (CABS014) at 1:10000 dilution. Lysates/proteins: 25ug per lane. Blocking buffer: 3% nonfat dry milk in TBST. Detection: ECL Basic Kit (CABM00020). Exposure time: 5min.



Immunohistochemistry of paraffin-embedded rat brain using HNRNPA1 Antibody (CAB7491) at dilution of 1:100 (40x lens).



Immunohistochemistry of paraffin-embedded human breast cancer using HNRNPA1 Antibody (CAB7491) at dilution of 1:100 (40x lens).



Immunohistochemistry of paraffin-embedded mouse kidney using HNRNPA1 Antibody (CAB7491) at dilution of 1:100 (40x lens).