

STRN Rabbit Polyclonal Antibody



CAB7734

Product Information

Size:

20uL, 50uL, 100uL, 200uL

Observed MW:

120kDa

Calculated MW:

80kDa/86kDa

Applications:

WB IHC IF

Reactivity:

Human, Mouse, Rat

Antibody Information

Recommended dilutions:

WB 1:500 - 1:2000 IHC 1:50
- 1:200 IF 1:50 - 1:100

Source:

Rabbit

Isotype:

IgG

Purification:

Affinity purification

Protein Background

Immunogen information

Gene ID:

6801

Uniprot

O43815

Synonyms:

STRN; PPP2R6A; SG2NA; STRN1; striatin

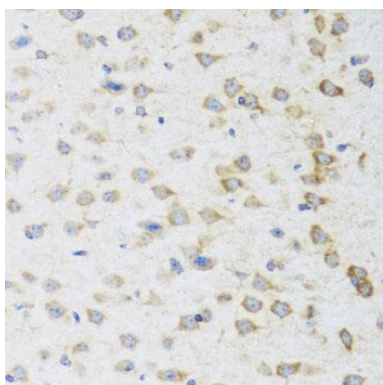
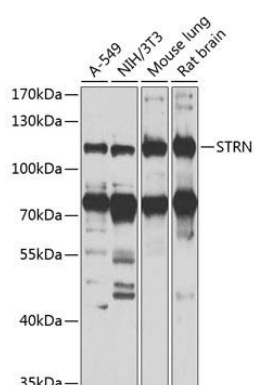
Immunogen:

Recombinant fusion protein containing a sequence corresponding to amino acids 581-780 of human STRN (NP_003153.2).

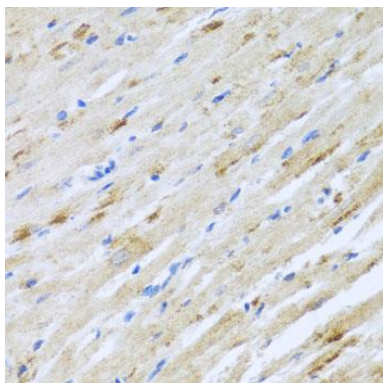
Storage:

Store at -20°C. Avoid freeze / thaw cycles. Buffer: PBS with 0.02% sodium azide, 50% glycerol, pH7.3.

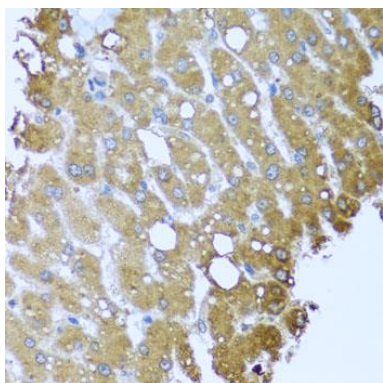
Product Images



Immunohistochemistry of paraffin-embedded mouse brain using STRN antibody (CAB7734) at dilution of 1:100 (40x lens).



Immunohistochemistry of paraffin-embedded rat heart using STRN antibody (CAB7734) at dilution of 1:100 (40x lens).



Immunohistochemistry of paraffin-embedded human liver damage using STRN antibody (CAB7734) at dilution of 1:100 (40x lens).