

TTLL12 Rabbit Polyclonal Antibody



CAB8197

Product Information

Size:

20uL, 50uL, 100uL, 200uL

Observed MW:

83kDa

Calculated MW:

74kDa

Applications:

WB IHC

Reactivity:

Human, Mouse, Rat

Antibody Information

Recommended dilutions:

WB 1:500 - 1:2000 IHC 1:50
- 1:100

Source:

Rabbit

Isotype:

IgG

Purification:

Affinity purification

Protein Background

Immunogen information

Gene ID:

23170

Uniprot

Q14166

Synonyms:

TTLL12; dJ526I14.2

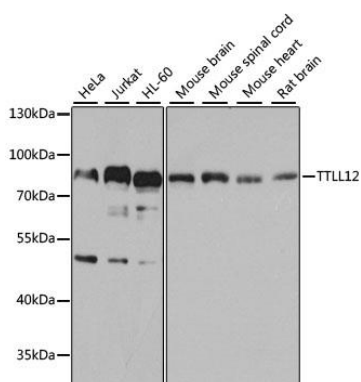
Immunogen:

Recombinant fusion protein containing a sequence corresponding to amino acids 485-644 of human TTLL12 (NP_055955.1).

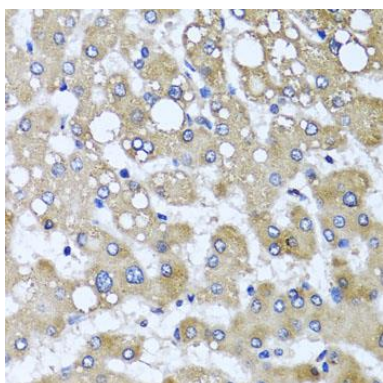
Storage:

Store at -20°C. Avoid freeze / thaw cycles. Buffer: PBS with 0.02% sodium azide, 50% glycerol, pH7.3.

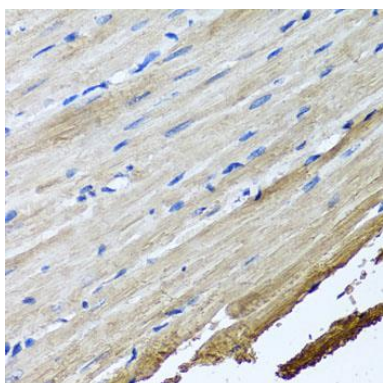
Product Images



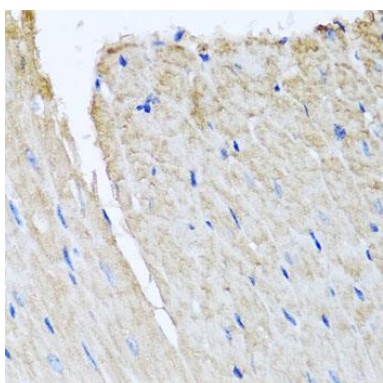
Western blot analysis of extracts of various cell lines, using TLL12 antibody (CAB8197) at 1:1000 dilution. Secondary antibody: HRP Goat Anti-Rabbit IgG (H+L) (CABS014) at 1:10000 dilution. Lysates/proteins: 25ug per lane. Blocking buffer: 3% nonfat dry milk in TBST. Detection: ECL Basic Kit (CABM00020). Exposure time: 30s.



Immunohistochemistry of paraffin-embedded human liver tissue using TLL12 antibody (CAB8197) at dilution of 1:100 (40x lens).



Immunohistochemistry of paraffin-embedded rat heart tissue using TLL12 antibody (CAB8197) at dilution of 1:100 (40x lens).



Immunohistochemistry of paraffin-embedded mouse heart tissue using TLL12 antibody (CAB8197) at dilution of 1:100 (40x lens).