

# ZBTB17 Rabbit Polyclonal Antibody



CAB8463

---

## Product Information

### Size:

20uL, 50uL, 100uL, 200uL

### Observed MW:

103kDa

### Calculated MW:

79kDa/87kDa/88kDa

### Applications:

WB IHC

### Reactivity:

Human, Mouse, Rat

## Antibody Information

### Recommended dilutions:

WB 1:500 - 1:2000 IHC

1:100 - 1:200

### Source:

Rabbit

### Isotype:

IgG

### Purification:

Affinity purification

## Protein Background

This gene encodes a zinc finger protein involved in the regulation of c-myc. The symbol MIZ1 has also been associated with PIAS2 which is a different gene located on chromosome 18.

## Immunogen information

### Gene ID:

7709

### Uniprot

Q13105

### Synonyms:

ZBTB17; MIZ-1; ZNF151; ZNF60; pHZ-67

### Immunogen:

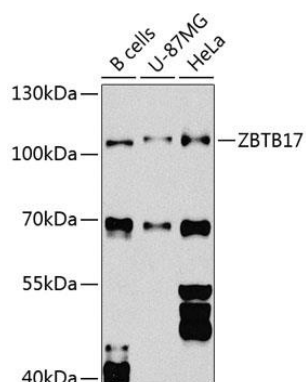
Recombinant fusion protein containing a sequence corresponding to amino acids 121-360 of human ZBTB17 (NP\_003434.2).

### Storage:

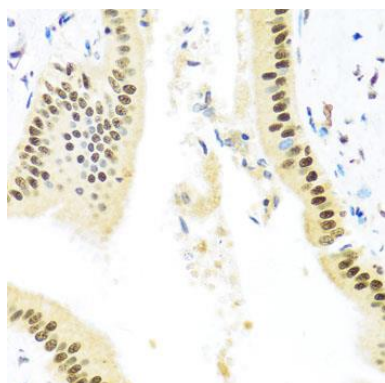
Store at -20°C. Avoid freeze / thaw cycles. Buffer: PBS with 0.02% sodium azide, 50% glycerol, pH7.3.

## Product Images

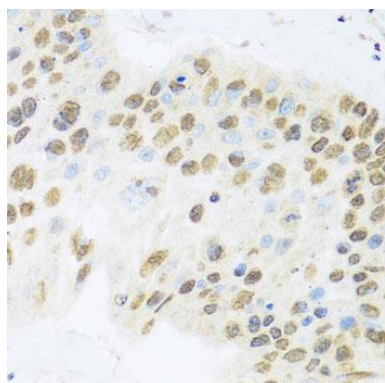
---



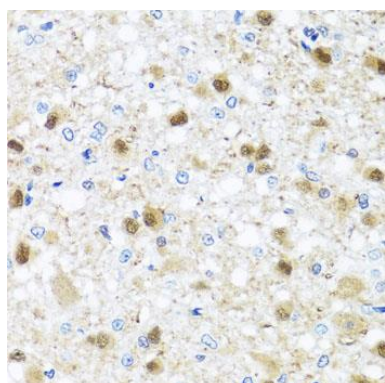
Western blot analysis of extracts of various cell lines, using ZBTB17 Antibody (CAB8463) at 1:1000 dilution. Secondary antibody: HRP Goat Anti-Rabbit IgG (H+L) (CABS014) at 1:10000 dilution. Lysates/proteins: 25ug per lane. Blocking buffer: 3% nonfat dry milk in TBST. Detection: ECL Basic Kit (CABM00020). Exposure time: 90s.



Immunohistochemistry of paraffin-embedded human liver damage using ZBTB17 antibody (CAB8463) at dilution of 1:100 (40x lens).



Immunohistochemistry of paraffin-embedded human lung cancer using ZBTB17 antibody (CAB8463) at dilution of 1:100 (40x lens).



Immunohistochemistry of paraffin-embedded rat brain using ZBTB17 antibody (CAB8463) at dilution of 1:100 (40x lens).