SLC30A1 Rabbit Polyclonal Antibody

CAB9954

Product Information

Size:

20uL, 50uL, 100uL, 200uL

Observed MW:

55kDa

Calculated MW:

55kDa

Applications:

WB IHC

Reactivity:

Human, Mouse, Rat

Antibody Information

Recommended dilutions:
WB 1:500 - 1:2000 IHC 1:50 - 1:200

Source:
Rabbit

Isotype:
IgG

Purification:
Affinity purification

Protein Background

Immunogen information

Gene ID:
7779

Uniprot
Q9Y6M5

Synonyms:
SLC30A1; ZNT1; ZRC1

Immunogen:
A synthetic peptide corresponding to a sequence within amino acids 250-350 of human SLC30A1 (NP_067017.2).

Storage:
Store at -20℃. Avoid freeze / thaw cycles. Buffer: PBS with 0.02% sodium azide, 50% glycerol, pH7.3.

Copyright © 2021 Assay Genie info@assaygenie.com

Product Images

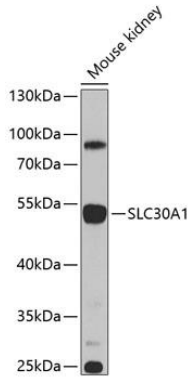

Western blot analysis of extracts of mouse kidney, using SLC30A1 antibody (CAB9954) at 1:1000 dilution. Secondary antibody: HRP Goat Anti-Rabbit IgG (H+L) (CABS014) at 1:10000 dilution. Lysates/proteins: 25ug per lane. Blocking buffer: 3% nonfat dry milk in TBST. Detection: ECL Enhanced Kit (CABM00021). Exposure time: 60s.

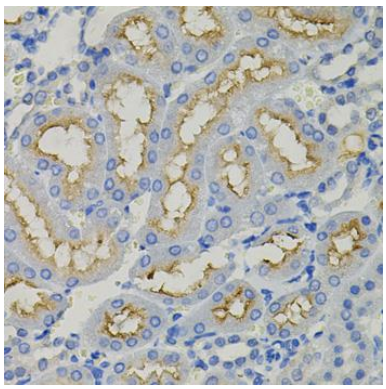

Immunohistochemistry of paraffin-embedded rat kidney using SLC30A1 antibody (CAB9954) (40x lens).

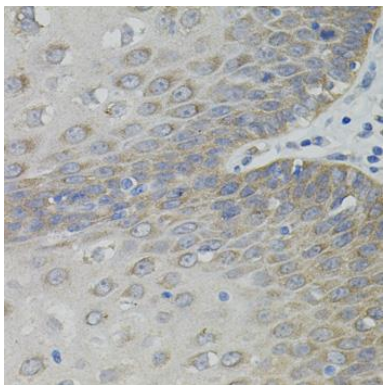

Immunohistochemistry of paraffin-embedded human esophagus using SLC30A1 antibody (CAB9954) (40x lens).

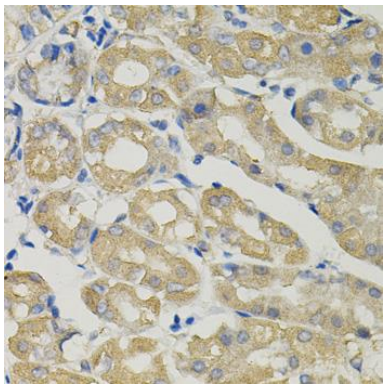

Immunohistochemistry of paraffin-embedded human stomach using SLC30A1 antibody (CAB9954) (40x lens).

Copyright © 2021 Assay Genie