

Histone H3 Monoclonal Antibody



MACO0012

Product Information

Size:

50ug

Reactivity:

Human, Mouse, Rat, Yeast

Source:

Mouse

Isotype:

IgG

Applications:

ELISA, WB, IF, IP

Recommended dilutions:

WB:1:500-1:5000, IF:1:50-1:200, IP:1:200-1:2000

Protein Background:

Gene ID:

Histone H3

Uniprot

P68431/Q71DI3/P84243

Synonyms:

HIST1H3A; H3FA; HIST1H3B; H3FL; HIST1H3C; H3FC; HIST1H3D; H3FB; HIST1H3E; H3FD; HIST1H3F; H3FI; HIST1H3G;

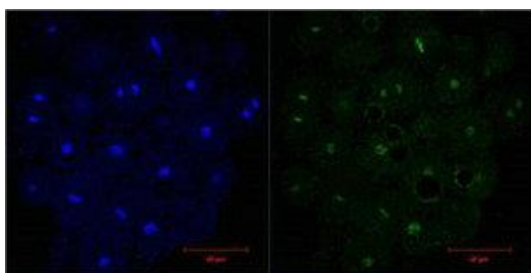
Immunogen:

Recombinant Protein


Storage:

PBS, pH 7.4, containing 0.02% sodium azide as Preservative and 50% Glycerol.


Product Images



IF analysis of HeLa, diluted at 1:200.



Western blot analysis of 1) HeLa, 2) Raw, 3) Mouse Brain Tissue, 4) Rat Brain Tissue, diluted at 1:5000.



1) Input: HeLa Cell Lysate 2) IP product: IP dilute 1:200