

C19orf47 Antibody




PACO25336

Product Information

Size:	Protein Background:
50ug	nucleoplasm.
Reactivity:	Gene ID:
Human, Mouse	C19orf47
Source:	Uniprot
Rabbit	Q8N9M1
Isotype:	Synonyms:
IgG	Uncharacterized protein C19orf47, C19orf47
Applications:	Immunogen:
ELISA, WB, IHC	Recombinant Human Uncharacterized protein C19orf47 protein (1-281AA).
Recommended dilutions:	Storage:
ELISA:1:2000-1:10000, WB:1:500-1:2000, IHC:1:20-1:200	Preservative: 0.03% Proclin 300. Constituents: 50% Glycerol, 0.01M PBS, PH 7.4

Product Images



Western blot

All lanes: C19orf47 antibody at 10 μ g/ml + Mouse muscle tissue

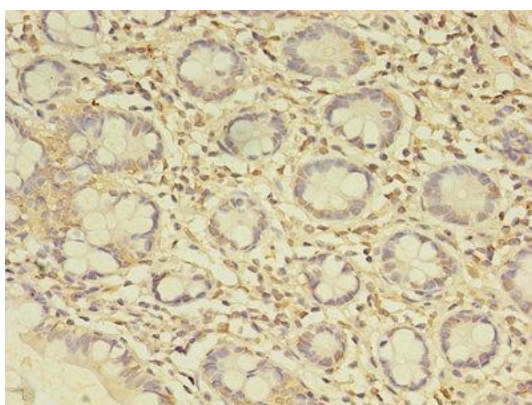
Secondary

Goat polyclonal to rabbit IgG at 1/10000 dilution

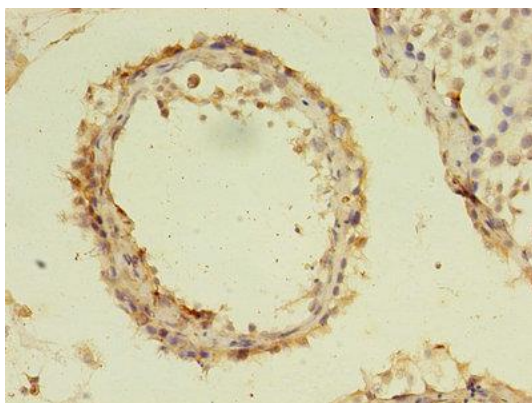
Predicted band size: 45, 38, 30 kDa

Observed band size: 45 kDa

.



Immunohistochemistry of paraffin-embedded human small intestine tissue using PACO25336 at dilution of 1:100.



Immunohistochemistry of paraffin-embedded human testis tissue using PACO25336 at dilution of 1:100.