

DDIT3 Antibody



PACO26185

Product Information

Size:

50ug

Reactivity:

Human

Source:

Rabbit

Isotype:

IgG

Applications:

ELISA, IHC, IF

Recommended dilutions:

ELISA:1:2000-1:10000, IHC:1:20-1:200,
IF:1:50-1:200

Protein Background:**Gene ID:**

DDIT3

Uniprot

P35638

Synonyms:

DNA damage-inducible transcript 3 protein (DDIT-3) (C/EBP zeta) (C/EBP-homologous protein) (CHOP) (C/EBP-homologous protein 10) (CHOP-10) (CCAAT/enhancer-binding protein homologous protein) (Growth arrest and DNA damage-inducible protein GADD153), DDIT3, CHOP CHOP10 GADD153

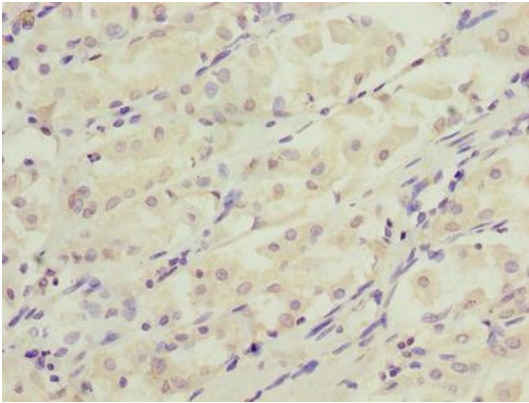
Immunogen:

Recombinant Human DNA damage-inducible transcript 3 protein (1-169AA).

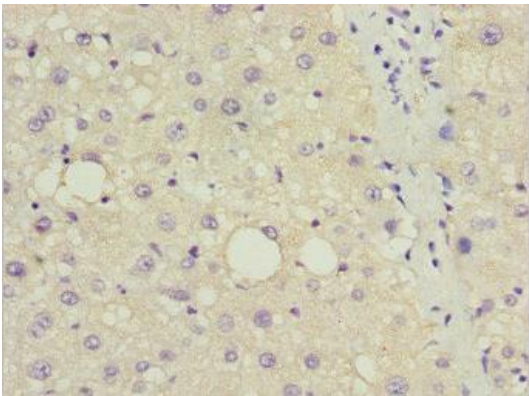
Storage:

Preservative: 0.03% Proclin 300. Constituents: 50% Glycerol, 0.01M PBS, PH 7.4

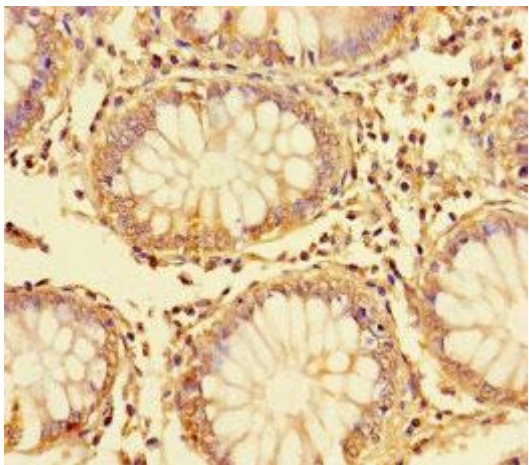
Product Images



Immunohistochemistry of paraffin-embedded human gastric cancer using PACO26185 at dilution of 1:100.



Immunohistochemistry of paraffin-embedded human liver cancer using PACO26185 at dilution of 1:100.



Immunohistochemistry of paraffin-embedded human colon cancer using PACO26185 at dilution of 1:100.