

NEGR1 Antibody



PACO28542

Product Information

Size:

50ug

Reactivity:

Human

Source:

Rabbit

Isotype:

IgG

Applications:

ELISA, WB, IHC, IF

Recommended dilutions:

ELISA:1:2000-1:10000, WB:1:500-1:5000,
IHC:1:20-1:200, IF:1:50-1:200

Protein Background:

May be involved in cell-adhesion. May function as a trans-neural growth-promoting factor in regenerative axon sprouting in the mammalian brain.

Gene ID:

NEGR1

Uniprot

Q7Z3B1

Synonyms:

Neuronal growth regulator 1 (IgLON family member 4), NEGR1, IGLON4


Immunogen:

Recombinant Human Neuronal growth regulator 1 protein (1-196AA).

Storage:

Preservative: 0.03% Proclin 300. Constituents: 50% Glycerol, 0.01M PBS, PH 7.4

Product Images



Western blot

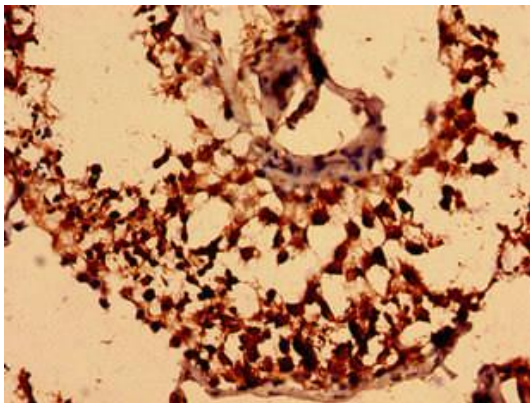
All lanes: NEGR1 antibody at 4 μ g/ml + U87 whole cell lysate

Secondary

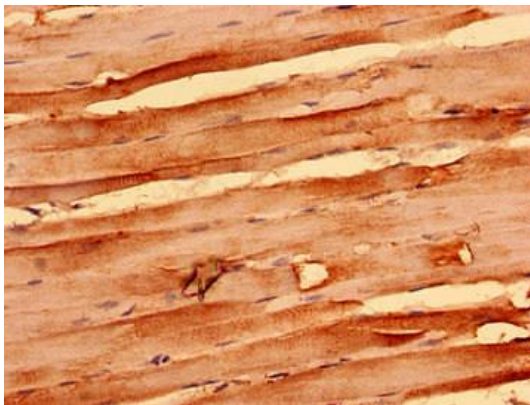
Goat polyclonal to rabbit IgG at 1/10000 dilution

Predicted band size: 39, 25 kDa

Observed band size: 25 kDa



Immunohistochemistry analysis of human testis tissue using PACO28542 at dilution of 1:100.



Immunohistochemistry analysis of human skeletal muscle tissue using PACO28542 at dilution of 1:100.