

PAX3 Antibody



PACO28814

Product Information

Size:

50ug

Reactivity:

Human

Source:

Rabbit

Isotype:

IgG

Applications:

ELISA, WB, IHC, IF

Recommended dilutions:

ELISA:1:2000-1:10000, WB:1:500-1:5000,
IHC:1:20-1:200, IF:1:50-1:200

Protein Background:

Transcription factor that may regulate cell proliferation, migration and apoptosis. Involved in neural development and myogenesis.

Gene ID:

PAX3

Uniprot

P23760

Synonyms:

Paired box protein Pax-3 (HuP2), PAX3, HUP2

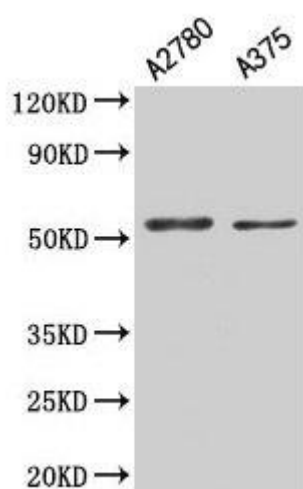
Immunogen:

Recombinant Human Paired box protein Pax-3 protein (90-184AA).

Storage:

Preservative: 0.03% Proclin 300. Constituents: 50% Glycerol, 0.01M PBS, PH 7.4

Product Images



Western Blot

Positive WB detected in: A2780 whole cell lysate, A375 whole cell lysate

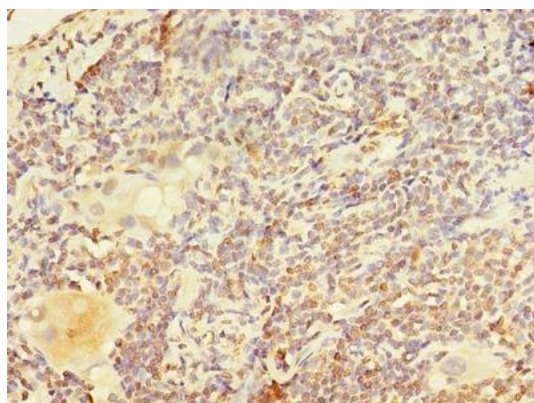
All lanes: PAX3 antibody at 5.3 μ g/ml

Secondary

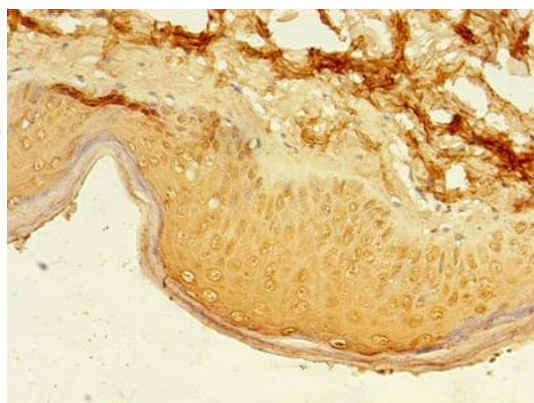
Goat polyclonal to rabbit IgG at 1/50000 dilution

Predicted band size: 53, 25, 23, 45, 46, 54, 56 kDa

Observed band size: 53 kDa



Immunohistochemistry of paraffin-embedded human lung cancer using PACO28814 at dilution of 1:100.



Immunohistochemistry of paraffin-embedded human skin tissue using PACO28814 at dilution of 1:100.