

PACO29388

Product Information

Size:

50ug

Reactivity:

Human, Rat

Source:

Rabbit

Isotype:

IgG

Applications:

ELISA, WB, IHC

Recommended dilutions:

ELISA:1:2000-1:10000, WB:1:500-1:5000,
IHC:1:20-1:200

Protein Background:

extracellular exosome.

Gene ID:

RBKS

Uniprot

Q9H477

Synonyms:

Ribokinase (RK) (EC 2.7.1.15), RBKS, RBSK

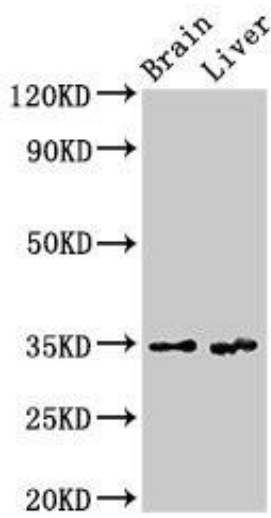
Immunogen:

Recombinant Human Ribokinase protein (2-322AA).

Storage:

Preservative: 0.03% Proclin 300. Constituents: 50% Glycerol, 0.01M PBS, PH 7.4

Product Images



Western Blot

Positive WB detected in: Rat brain tissue, Rat liver tissue

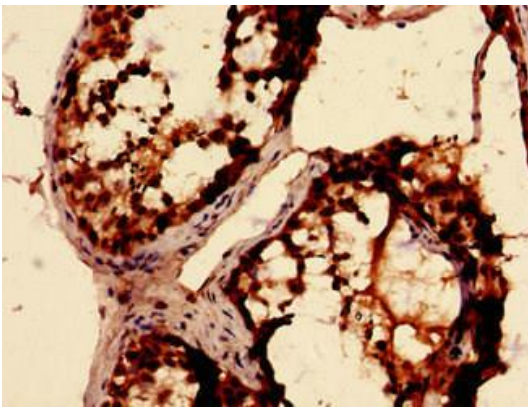
All lanes: RBKS antibody at 3.4 μ g/ml

Secondary

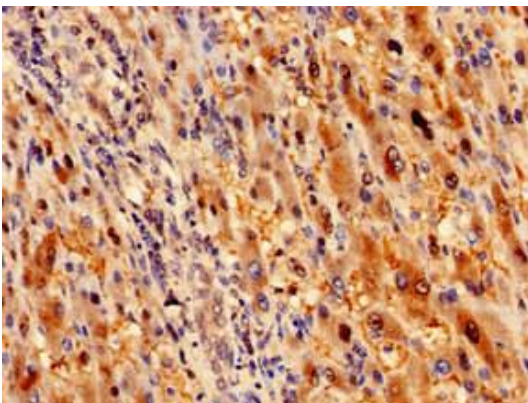
Goat polyclonal to rabbit IgG at 1/50000 dilution

Predicted band size: 35, 31 kDa

Observed band size: 35 kDa



Immunohistochemistry analysis of human testis tissue using PACO29388 at dilution of 1:100.



Immunohistochemistry analysis of human liver cancer using PACO29388 at dilution of 1:100.