

TAZ Antibody



PACO30278

Product Information

Size:

50ug

Reactivity:

Human

Source:

Rabbit

Isotype:

IgG

Applications:

ELISA, IHC, IF

Recommended dilutions:

ELISA:1:2000-1:10000, IHC:1:20-1:200,
IF:1:50-1:200

Protein Background:

Some isoforms may be involved in cardiolipin metabolism.

Gene ID:

TAZ

Uniprot

F6Y2X3

Synonyms:

Tafazzin family protein, TAZ

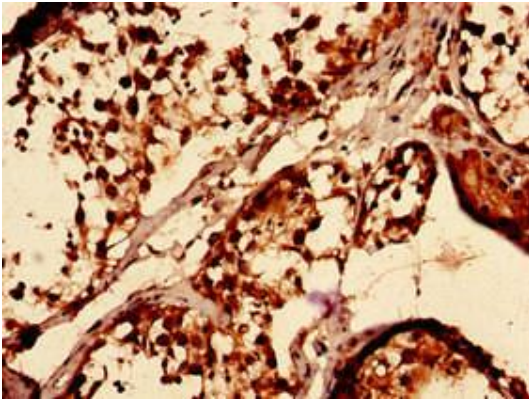
Immunogen:

Recombinant Human Tafazzin family protein (95-262AA).

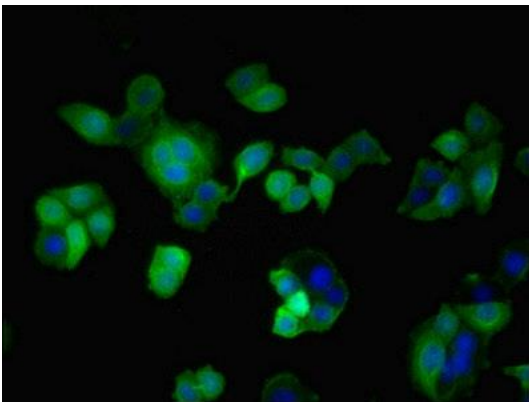
Storage:

Preservative: 0.03% Proclin 300. Constituents: 50% Glycerol, 0.01M PBS, PH 7.4

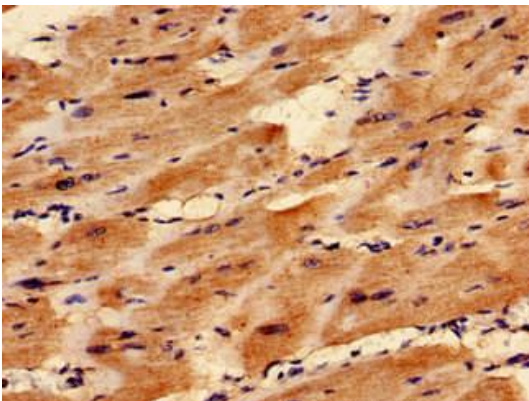
Product Images



Immunocytochemistry analysis of human testis tissue using PACO30278 at dilution of 1:100.



Immunofluorescent analysis of PC-3 cells using PACO30278 at dilution of 1:100 and Alexa Fluor 488-conjugated AffiniPure Goat Anti-Rabbit IgG(H+L).



Immunocytochemistry analysis of human heart tissue using PACO30278 at dilution of 1:100.