

# ZNF366 Antibody



PACO31276

---

## Product Information

**Size:**

50ug

**Reactivity:**

Human

**Source:**

Rabbit

**Isotype:**

IgG

**Applications:**

ELISA, IHC, IF

**Recommended dilutions:**

ELISA:1:2000-1:10000, IHC:1:20-1:200,  
IF:1:50-1:200

**Protein Background:**

Has transcriptional repression activity. Acts as corepressor of ESR1; the function seems to involve CTBP1 and histone deacetylases.

**Gene ID:**

ZNF366

**Uniprot**

Q8N895

**Synonyms:**

Zinc finger protein 366 (Dendritic cell-specific transcript protein) (DC-SCRIPT), ZNF366

**Immunogen:**

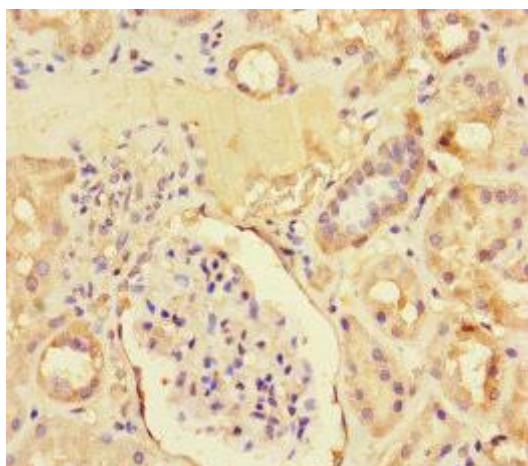
Recombinant Human Zinc finger protein 366 protein (455-650AA).

**Storage:**

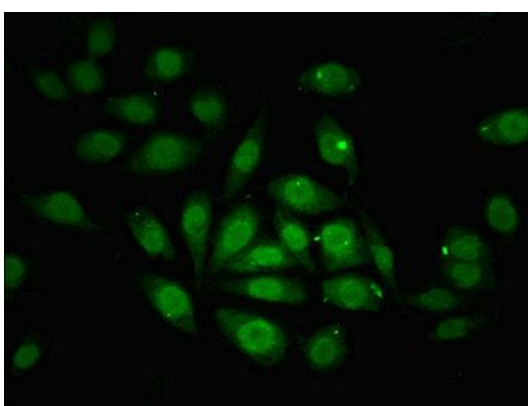
Preservative: 0.03% Proclin 300. Constituents: 50% Glycerol, 0.01M PBS, PH 7.4

## Product Images

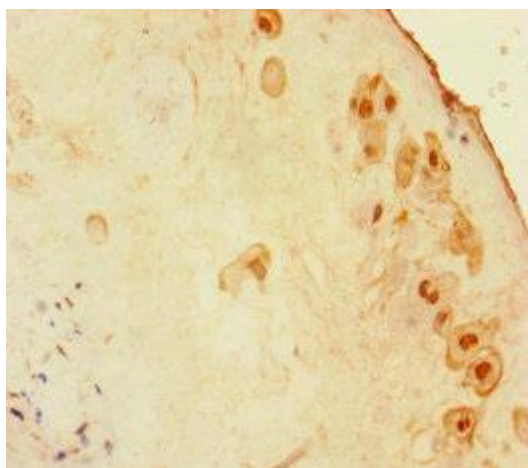
---



Immunohistochemistry of paraffin-embedded human kidney tissue using PACO31276 at dilution of 1:100.



Immunofluorescent analysis of A549 cells using PACO31276 at dilution of 1:100 and Alexa Fluor 488-conjugated AffiniPure Goat Anti-Rabbit IgG(H+L).



Immunohistochemistry of paraffin-embedded human placenta tissue using PACO31276 at dilution of 1:100.