

APOC3 Antibody



PACO33192

Product Information

Size:

50ug

Reactivity:

Human, Rat

Source:

Rabbit

Isotype:

IgG

Applications:

ELISA, WB, IHC

Recommended dilutions:

ELISA:1:2000-1:10000, WB:1:1000-1:5000,
IHC:1:20-1:200

Protein Background:**Gene ID:**

APOC3

Uniprot

P02656

Synonyms:

Apolipoprotein C-III (Apo-CIII) (ApoC-III) (Apolipoprotein C3), APOC3


Immunogen:

Recombinant Human Apolipoprotein C-III protein (21-99AA).

Storage:

Preservative: 0.03% Proclin 300. Constituents: 50% Glycerol, 0.01M PBS, PH 7.4

Product Images



Western blot

All lanes: APOC3 antibody at 2 μ g/ml + Rat liver tissue

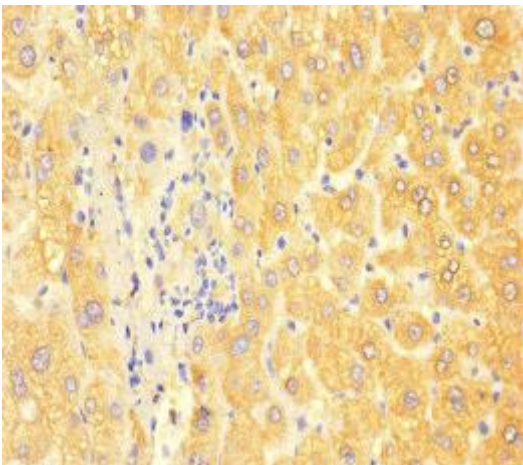
Secondary

Goat polyclonal to rabbit IgG at 1/15000 dilution

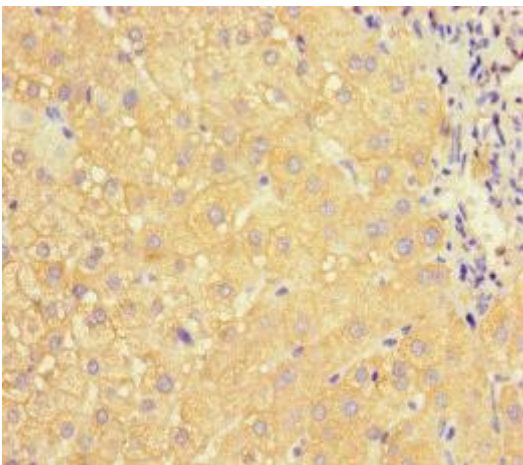
Predicted band size: 11 kDa

Observed band size: 11 kDa

.



Immunohistochemistry of paraffin-embedded human liver tissue using PACO33192 at dilution of 1:100.



Immunohistochemistry of paraffin-embedded human liver cancer using PACO33192 at dilution of 1:100.