

# DHX32 Antibody



PACO36862

---

## Product Information

**Size:**

50ug

**Reactivity:**

Human, Mouse

**Source:**

Rabbit

**Isotype:**

IgG

**Applications:**

ELISA, WB, IHC

**Recommended dilutions:**

ELISA:1:2000-1:10000, WB:1:500-1:5000,  
IHC:1:20-1:200

**Protein Background:****Gene ID:**

DHX32

**Uniprot**

Q7L7V1

**Synonyms:**

Putative pre-mRNA-splicing factor ATP-dependent RNA helicase DHX32 (EC 3.6.4.13) (DEAD/H box 32) (DEAD/H helicase-like protein 1) (DHLP1) (DEAH box protein 32) (HuDDX32), DHX32, DDX32

**Immunogen:**

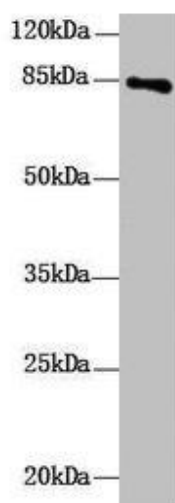
Recombinant Human Putative pre-mRNA-splicing factor ATP-dependent RNA helicase DHX32 protein (301-500AA).

**Storage:**

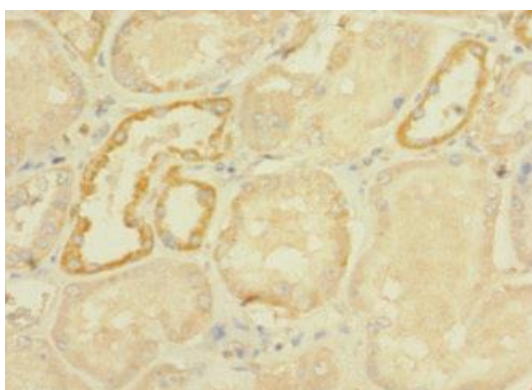
Preservative: 0.03% Proclin 300. Constituents: 50% Glycerol, 0.01M PBS, PH 7.4

## Product Images

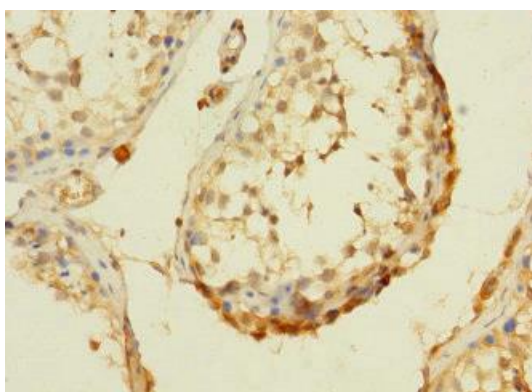
---



Western Blot. All lanes: DHX32 antibody at 10 $\mu$ g/ml + Mouse liver tissue. Secondary. Goat polyclonal to rabbit IgG at 1/10000 dilution. Predicted band size: 85, 76 kDa. Observed band size: 85 kDa.



Immunohistochemistry of paraffin-embedded human kidney tissue using PACO36862 at dilution of 1:100.



Immunohistochemistry of paraffin-embedded human testis tissue using PACO36862 at dilution of 1:100.