

C17orf64 Antibody



PACO37370

Product Information

Size:

50ug

Reactivity:

Human, Mouse

Source:

Rabbit

Isotype:

IgG

Applications:

ELISA, WB, IHC

Recommended dilutions:

ELISA:1:2000-1:10000, WB:1:1000-1:5000,
IHC:1:20-1:200

Protein Background:

Gene ID:

C17orf64

Uniprot

Q86WR6

Synonyms:

Uncharacterized protein C17orf64, C17orf64


Immunogen:

Recombinant Human Uncharacterized protein C17orf64 protein (111-236AA).

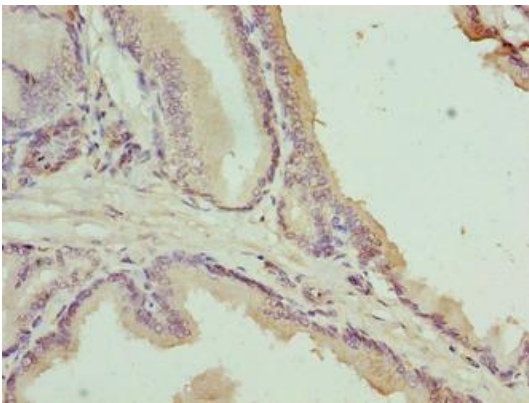
Storage:

Preservative: 0.03% Proclin 300. Constituents: 50% Glycerol, 0.01M PBS, PH 7.4

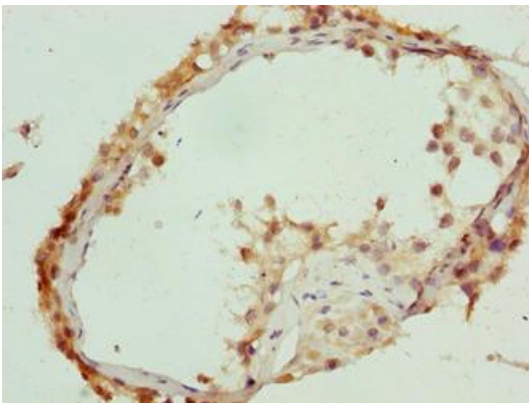
Product Images



Western blot. All lanes: C17orf64 antibody at 4 μ g/ml + Mouse gonadal tissue. Secondary. Goat polyclonal to rabbit IgG at 1/10000 dilution. Predicted band size: 28 kDa. Observed band size: 28 kDa.



Immunohistochemistry of paraffin-embedded human prostate cancer using PACO37370 at dilution of 1:100.



Immunohistochemistry of paraffin-embedded human testis tissue using PACO37370 at dilution of 1:100.