

C4orf3 Antibody



PACO38374

Product Information

Size:

50ug

Reactivity:

Human

Source:

Rabbit

Isotype:

IgG

Applications:

ELISA, IHC, IF

Recommended dilutions:

ELISA:1:2000-1:10000, IHC:1:20-1:200,
IF:1:50-1:200

Protein Background:

Gene ID:

C4orf3

Uniprot

Q8WVX3

Synonyms:

Uncharacterized protein C4orf3 (Hepatitis C virus F protein-transactivated protein 1)
(HCV F-transactivated protein 1), C4orf3

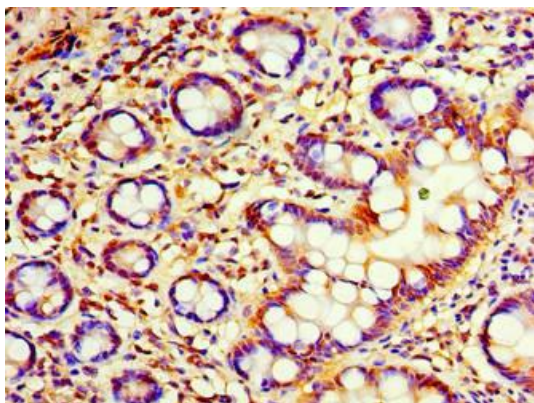
Immunogen:

Recombinant Human Uncharacterized protein C4orf3 protein (1-44AA).

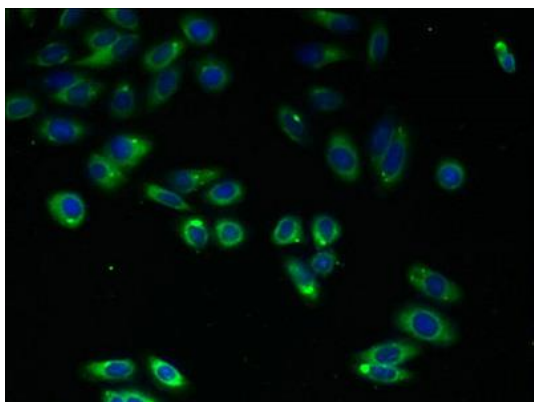
Storage:

Preservative: 0.03% Proclin 300. Constituents: 50% Glycerol, 0.01M PBS, PH 7.4

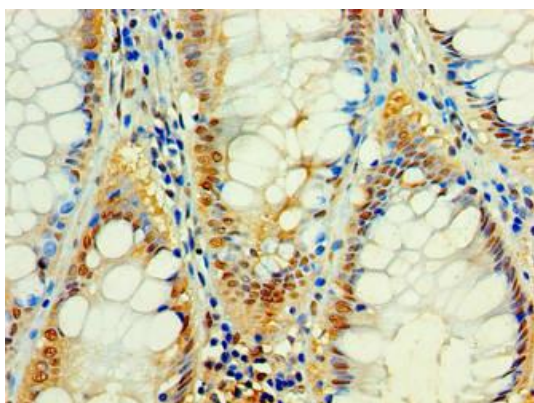
Product Images



Immunohistochemistry of paraffin-embedded human small intestine tissue using PACO38374 at dilution of 1:100.



Immunofluorescent analysis of HepG2 cells using PACO38374 at dilution of 1:100 and Alexa Fluor 488-conjugated AffiniPure Goat Anti-Rabbit IgG(H+L).



Immunohistochemistry of paraffin-embedded human colon cancer using PACO38374 at dilution of 1:100.