

# FAM149B1 Antibody



PACO38694

---

## Product Information

**Size:**

50ug

**Reactivity:**

Human, Mouse

**Source:**

Rabbit

**Isotype:**

IgG

**Applications:**

ELISA, WB, IHC

**Recommended dilutions:**

ELISA:1:2000-1:10000, WB:1:500-1:2000,  
IHC:1:20-1:200

**Protein Background:**

**Gene ID:**

FAM149B1

**Uniprot**

Q96BN6

**Synonyms:**

Protein FAM149B1, FAM149B1, KIAA0974

**Immunogen:**


Recombinant Human Protein FAM149B1 protein (107-528AA).

**Storage:**

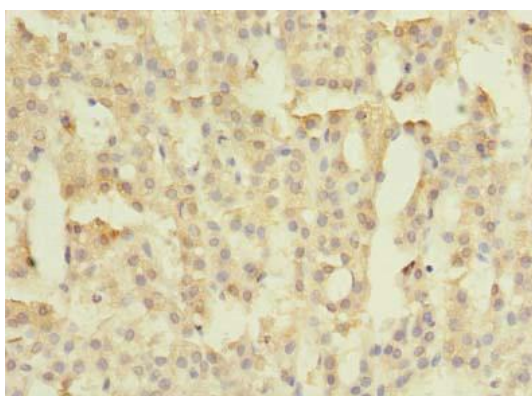
Preservative: 0.03% Proclin 300. Constituents: 50% Glycerol, 0.01M PBS, PH 7.4

## Product Images

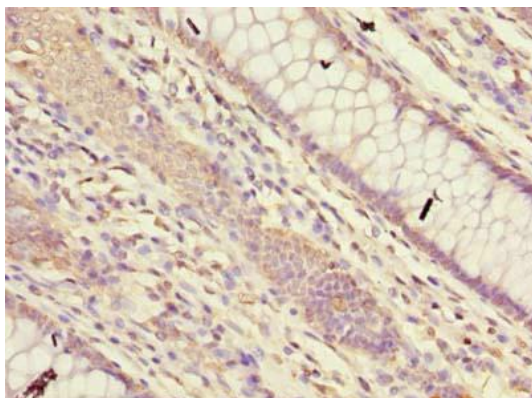
---



Western blot. All lanes: FAM149B1 antibody at 3 $\mu$ g/ml + Mouse liver tissue. Secondary. Goat polyclonal to rabbit IgG at 1/10000 dilution. Predicted band size: 65, 59 kDa. Observed band size: 65 kDa.



Immunohistochemistry of paraffin-embedded human adrenal gland tissue using PACO38694 at dilution of 1:100.



Immunohistochemistry of paraffin-embedded human colon cancer using PACO38694 at dilution of 1:100.