

DEFB129 Antibody



PACO40546

Product Information

Size:

50ug

Reactivity:

Human

Source:

Rabbit

Isotype:

IgG

Applications:

ELISA, WB, IHC

Recommended dilutions:

ELISA:1:2000-1:10000, WB:1:1000-1:5000,
IHC:1:20-1:200

Protein Background:

Has antibacterial activity.

Gene ID:

DEFB129

Uniprot

Q9H1M3

Synonyms:

Beta-defensin 129 (Beta-defensin 29) (DEFB-29) (Defensin, beta 129), DEFB129, C20orf87 DEFB29


Immunogen:

Recombinant Human Beta-defensin 129 protein (20-183AA).

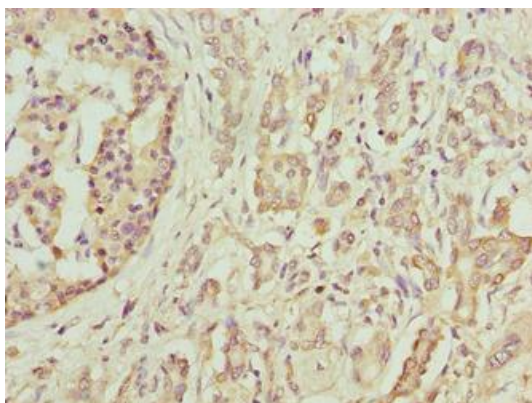
Storage:

Preservative: 0.03% Proclin 300. Constituents: 50% Glycerol, 0.01M PBS, PH 7.4

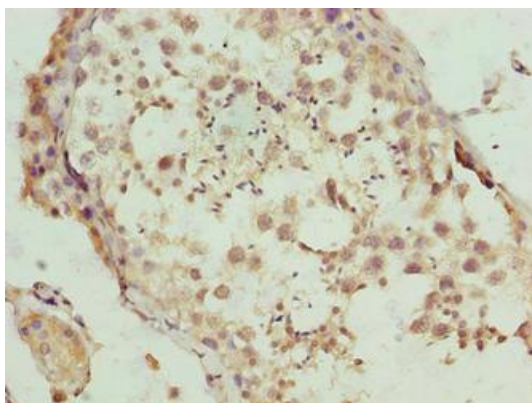
Product Images



Western blot. All lanes: DEFB129 antibody at 8 μ g/ml + HL60 whole cell lysate. Secondary. Goat polyclonal to rabbit IgG at 1/10000 dilution. Predicted band size: 21 kDa. Observed band size: 21 kDa.



Immunohistochemistry of paraffin-embedded human pancreatic cancer using PACO40546 at dilution of 1:100.



Immunohistochemistry of paraffin-embedded human testis tissue using PACO40546 at dilution of 1:100.