

# NINJ2 Antibody



PACO42002

---

## Product Information

**Size:**

50ug

**Reactivity:**

Human

**Source:**

Rabbit

**Isotype:**

IgG

**Applications:**

ELISA, IHC, IF

**Recommended dilutions:**

ELISA:1:2000-1:10000, IHC:1:20-1:200,  
IF:1:50-1:200

**Protein Background:**

Homophilic cell adhesion molecule that promotes axonal growth. May play a role in nerve regeneration and in the formation and function of other tissues.

**Gene ID:**

NINJ2

**Uniprot**

Q9NZG7

**Synonyms:**

Ninjurin-2 (Nerve injury-induced protein 2), NINJ2

**Immunogen:**

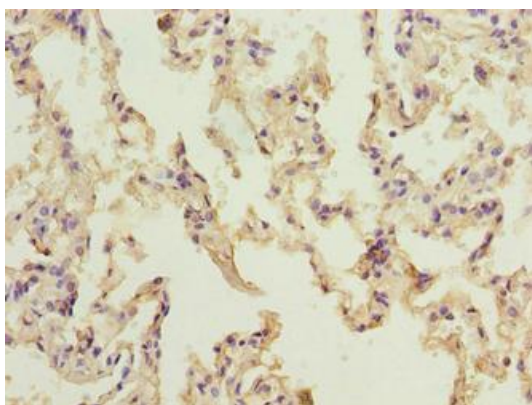
Recombinant Human Ninjurin-2 protein (17-81AA).

**Storage:**

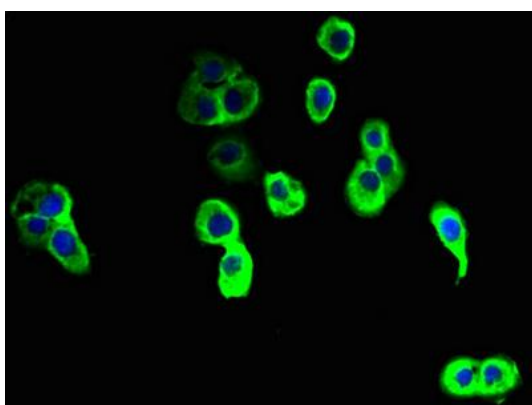
Preservative: 0.03% Proclin 300. Constituents: 50% Glycerol, 0.01M PBS, PH 7.4

## Product Images

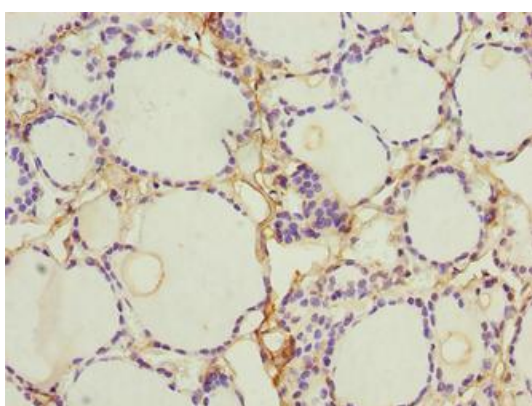
---



Immunohistochemistry of paraffin-embedded human lung tissue using PACO42002 at dilution of 1:100.



Immunofluorescent analysis of A431 cells using PACO42002 at dilution of 1:100 and Alexa Fluor 488-conjugated AffiniPure Goat Anti-Rabbit IgG(H+L).



Immunohistochemistry of paraffin-embedded human thyroid tissue using PACO42002 at dilution of 1:100.