

# PDPK1 Antibody



PACO42902

---

## Product Information

**Size:**

50ul

**Reactivity:**

Human

**Source:**

Rabbit

**Isotype:**

IgG

**Applications:**

ELISA, IHC, IF

**Recommended dilutions:**

ELISA:1:2000-1:10000, IHC:1:20-1:200,  
IF:1:50-1:200

**Protein Background:****Gene ID:**

PDPK1

**Uniprot**

O15530

**Synonyms:**

3-phosphoinositide-dependent protein kinase 1 (hPDK1) (EC 2.7.11.1), PDPK1, PDK1

**Immunogen:**

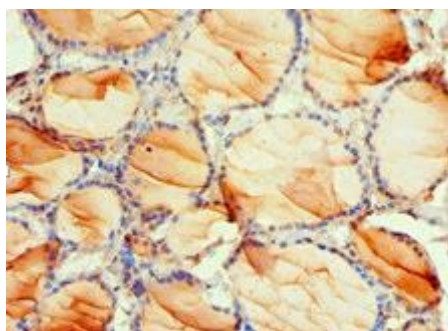
Recombinant Human 3-phosphoinositide-dependent protein kinase 1 protein (277-556AA).

**Storage:**

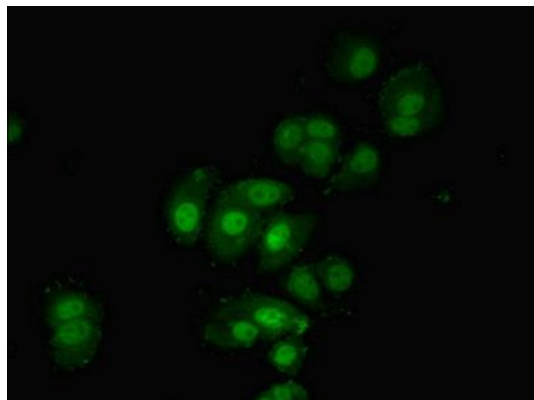
PBS with 0.02% sodium azide, 50% glycerol, pH7.3.

## Product Images

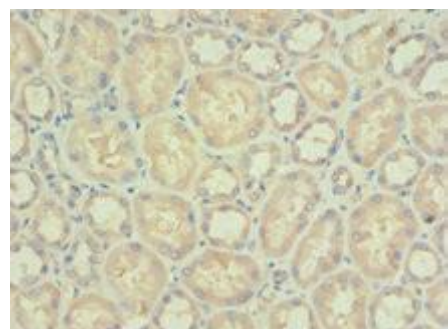
---



Immunohistochemistry of paraffin-embedded human thyroid tissue using PACO42902 at dilution of 1:100.



Immunofluorescent analysis of MCF-7 cells using PACO42902 at dilution of 1:100 and Alexa Fluor 488-conjugated AffiniPure Goat Anti-Rabbit IgG(H+L).



Immunohistochemistry of paraffin-embedded human kidney tissue using PACO42902 at dilution of 1:100.