

PADI4 Antibody



PACO43050

Product Information

Size:

50ul

Reactivity:

Human, Mouse

Source:

Rabbit

Isotype:

IgG

Applications:

ELISA, WB, IHC

Recommended dilutions:

ELISA:1:2000-1:10000, WB:1:500-1:2000,
IHC:1:20-1:200

Protein Background:**Gene ID:**

PADI4

Uniprot

Q9UM07

Synonyms:

Protein-arginine deiminase type-4 (EC 3.5.3.15) (HL-60 PAD) (Peptidylarginine deiminase IV) (Protein-arginine deiminase type IV), PADI4, PAD4 PADI5 PDI5

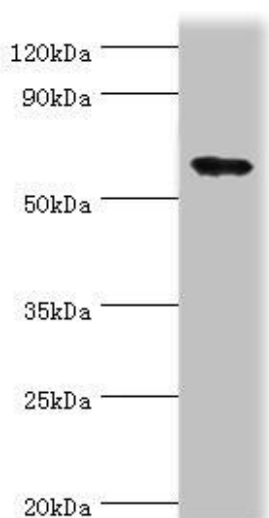
Immunogen:

Recombinant Human Protein-arginine deiminase type-4 protein (1-250AA).

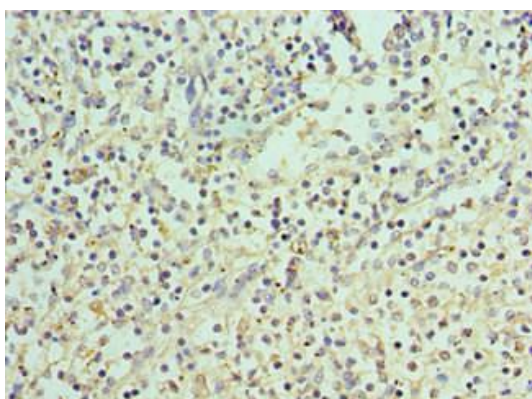
Storage:

PBS with 0.02% sodium azide, 50% glycerol, pH7.3.

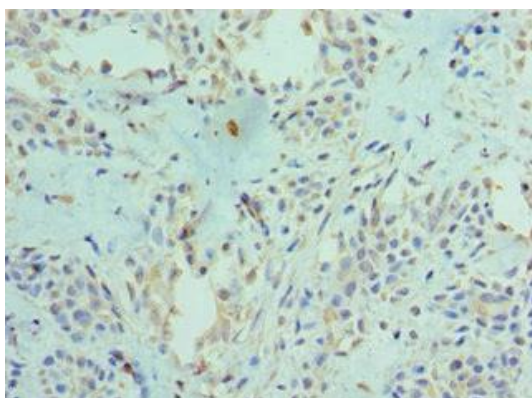
Product Images



Western blot. All lanes: Protein-arginine deiminase type-4 antibody at 3 μ g/ml + Mouse skeletal muscleSecondary. Goat polyclonal to rabbit IgG at 1/10000 dilution. Predicted band size: 74 kDa. Observed band size: 74 kDa.



Immunohistochemistry of paraffin-embedded human spleen tissue using PACO43050 at dilution of 1:100.



Immunohistochemistry of paraffin-embedded human breast cancer using PACO43050 at dilution of 1:100.