

SOST Antibody



PACO43982

Product Information

Size:

50ul

Reactivity:

Human

Source:

Rabbit

Isotype:

IgG

Applications:

ELISA, IHC

Recommended dilutions:

ELISA:1:2000-1:10000, IHC:1:20-1:200

Protein Background:

Negative regulator of bone growth that acts through inhibition of Wnt signaling and bone formation.

Gene ID:

SOST

Uniprot

Q9BQB4

Synonyms:

Sclerostin, SOST

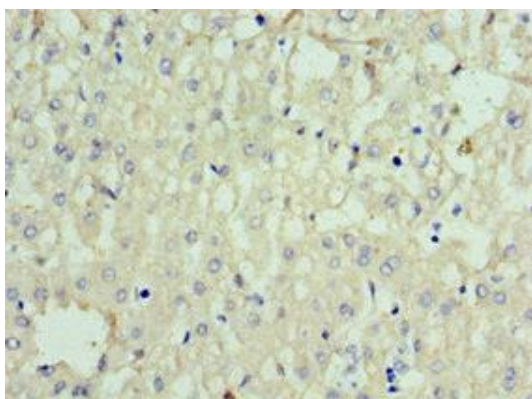
Immunogen:

Recombinant Human Sclerostin protein (24-213AA).

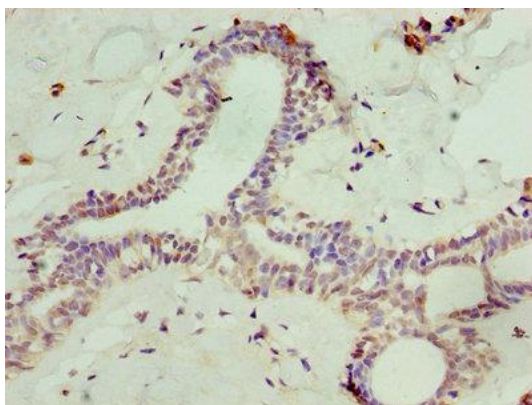
Storage:

PBS with 0.02% sodium azide, 50% glycerol, pH7.3.

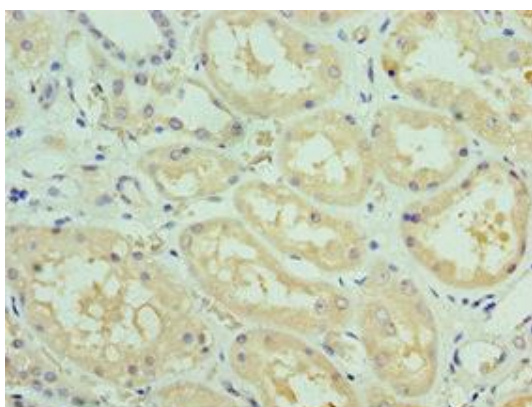
Product Images



Immunohistochemistry of paraffin-embedded human liver tissue using PACO43982 at dilution of 1:100.



Immunohistochemistry of paraffin-embedded human breast cancer using PACO43982 at dilution of 1:100.



Immunohistochemistry of paraffin-embedded human kidney tissue using PACO43982 at dilution of 1:100.