

TAGLN2 Antibody



PACO44363

Product Information

Size:

50ul

Reactivity:

Human

Source:

Rabbit

Isotype:

IgG

Applications:

ELISA, WB, IHC

Recommended dilutions:

ELISA:1:2000-1:10000, WB:1:1000-1:5000,
IHC:1:20-1:200

Protein Background:

extracellular exosome, vesicle, epithelial cell differentiation.

Gene ID:

TAGLN2

Uniprot

P37802

Synonyms:

Transgelin-2 (Epididymis tissue protein Li 7e) (SM22-alpha homolog), TAGLN2, KIAA0120


Immunogen:

Recombinant Human Transgelin-2 protein (1-199AA).

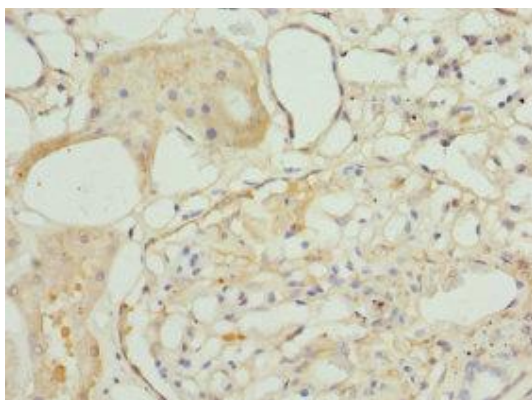
Storage:

PBS with 0.02% sodium azide, 50% glycerol, pH7.3.

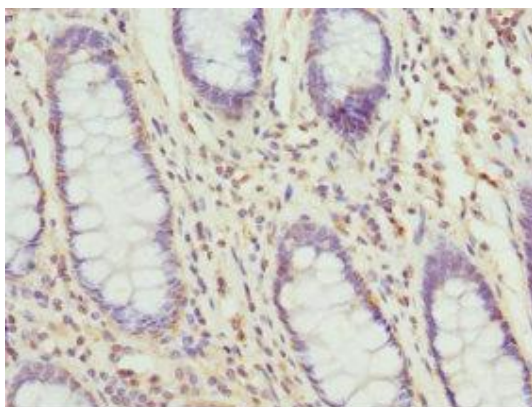
Product Images



Western blot. All lanes: TAGLN2 antibody at 2.64 μ g/ml. Lane 1: 293T whole cell lysate. Lane 2: K562 whole cell lysate. Lane 3: MCF-7 whole cell lysate. Secondary. Goat polyclonal to rabbit IgG at 1/10000 dilution. Predicted band size: 23, 25 kDa. Observed band size: 23 kDa.



Immunohistochemistry of paraffin-embedded human kidney tissue using PACO44363 at dilution of 1:100.



Immunohistochemistry of paraffin-embedded human colon cancer using PACO44363 at dilution of 1:100.