

PACO44415

Product Information

Size:

50ul

Reactivity:

Human, Mouse

Source:

Rabbit

Isotype:

IgG

Applications:

ELISA, WB, IHC

Recommended dilutions:

ELISA:1:2000-1:10000, WB:1:1000-1:5000,
IHC:1:20-1:200

Protein Background:

Mediates Rho signaling to activate NF-kappa-B and may confer increased resistance to apoptosis to cells in gastric tumorigenesis. May play a novel role in the organization of septin structures.

Gene ID:

RTKN

Uniprot

Q9BST9

Synonyms:

Rhotekin, RTKN, RTKN1


Immunogen:

Recombinant Human Rhotekin protein (304-563AA).

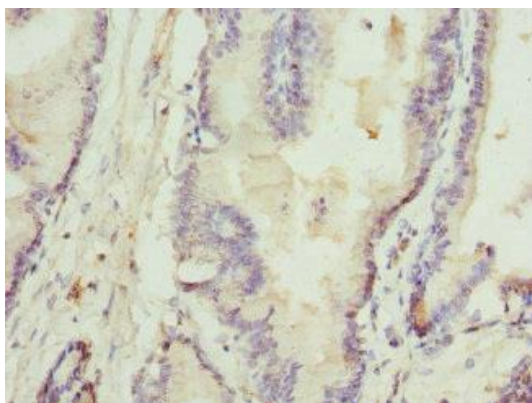
Storage:

PBS with 0.02% sodium azide, 50% glycerol, pH7.3.

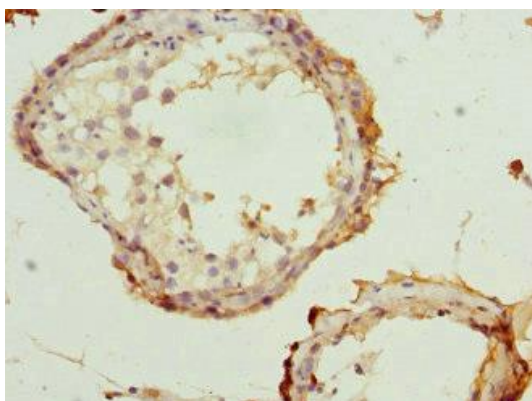
Product Images



Western blot. All lanes: RTKN antibody at 4.66 μ g/ml. Lane 1: A431 whole cell lysate. Lane 2: HepG2 whole cell lysate. Lane 3: MCF-7 whole cell lysate. Lane 4: Mouse brain tissue. Secondary. Goat polyclonal to rabbit IgG at 1/10000 dilution. Predicted band size: 63, 62, 57 kDa. Observed band size: 63 kDa.



Immunohistochemistry of paraffin-embedded human prostate cancer using PACO44415 at dilution of 1:100.



Immunohistochemistry of paraffin-embedded human testis tissue using PACO44415 at dilution of 1:100.