

VPS4A Antibody



PACO44531

Product Information

Size:

50ul

Reactivity:

Human, Mouse, Rat

Source:

Rabbit

Isotype:

IgG

Applications:

ELISA, WB, IHC

Recommended dilutions:

ELISA:1:2000-1:10000, WB:1:1000-1:5000,
IHC:1:20-1:200

Protein Background:**Gene ID:**

VPS4A

Uniprot

Q9UN37

Synonyms:

Vacuolar protein sorting-associated protein 4A (EC 3.6.4.6) (Protein SKD2) (VPS4-1) (hVPS4), VPS4A, VPS4


Immunogen:

Recombinant Human Vacuolar protein sorting-associated protein 4A protein (1-120AA).

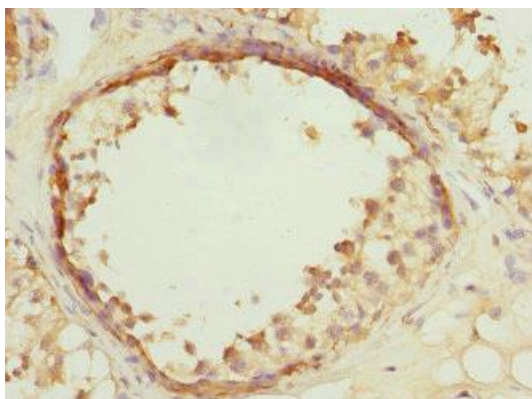
Storage:

PBS with 0.02% sodium azide, 50% glycerol, pH7.3.

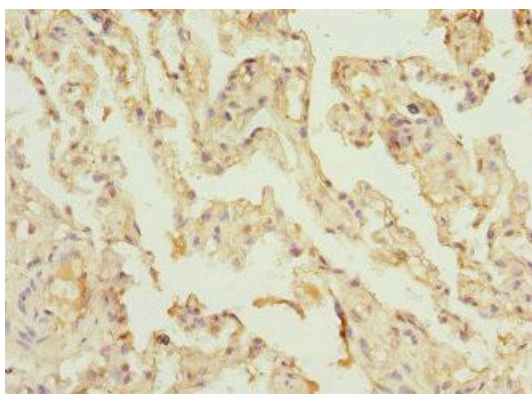
Product Images



Western blot. All lanes: VPS4Antibody at 4.28 μ g/ml. Lane 1: Mouse kidney tissue. Lane 2: Rat gonadal tissue. Lane 3: Mouse brain tissue. Lane 4: U87 whole cell lysate. Lane 5: MCF-7 whole cell lysate. Secondary: Goat polyclonal to rabbit IgG at 1/10000 dilution. Predicted band size: 49 kDa. Observed band size: 49 kDa.



Immunohistochemistry of paraffin-embedded human testis tissue using PACO44531 at dilution of 1:100.



Immunohistochemistry of paraffin-embedded human lung tissue using PACO44531 at dilution of 1:100.