

PACO46226

---

## Product Information

**Size:**

50ug

**Reactivity:**

Human

**Source:**

Rabbit

**Isotype:**

IgG

**Applications:**

ELISA, IHC, IF

**Recommended dilutions:**

ELISA:1:2000-1:10000, IHC:1:20-1:200,  
IF:1:50-1:200

**Protein Background:**

The JNK-interacting protein (JIP) group of scaffold proteins selectively mediates JNK signaling by aggregating specific components of the MAPK cascade to form a functional JNK signaling module. Isoform 5 may play a role in spermatozoa-egg-interaction.

**Gene ID:**

SPAG9

**Uniprot**

O60271

**Synonyms:**

C-Jun-amino-terminal kinase-interacting protein 4 (JIP-4) (JNK-interacting protein 4) (Cancer/testis antigen 89) (CT89) (Human lung cancer oncogene 6 protein) (HLC-6) (JNK-associated leucine-zipper protein) (JLP) (Mitogen-activated protein kinase 8-interacting protein 4) (Proliferation-inducing protein 6) (Protein highly expressed in testis) (PHET) (Sperm surface protein) (Sperm-associated antigen 9) (Sperm-specific protein) (Sunday driver 1), SPAG9, HSS KIAA0516 MAPK8IP4 SYD1

**Immunogen:**

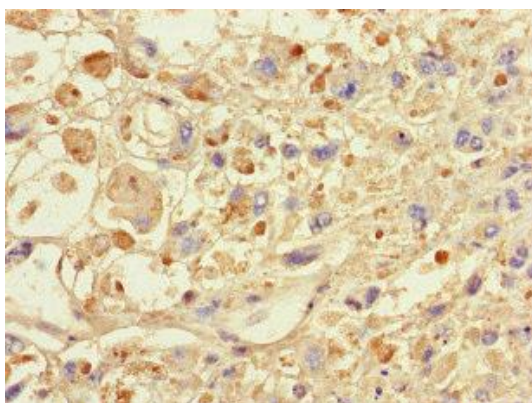
Recombinant Human C-Jun-amino-terminal kinase-interacting protein 4 protein (209-259AA).

**Storage:**

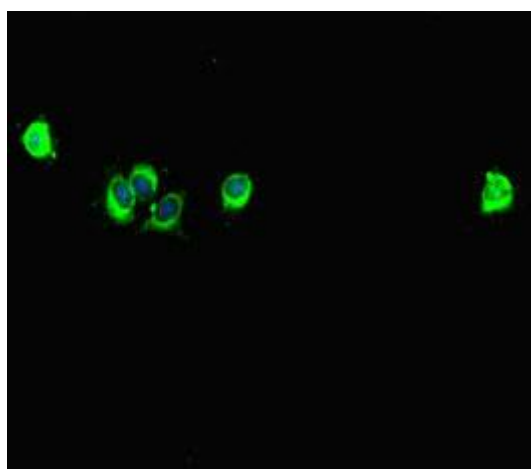
Preservative: 0.03% Proclin 300. Constituents: 50% Glycerol, 0.01M PBS, PH 7.4

## Product Images

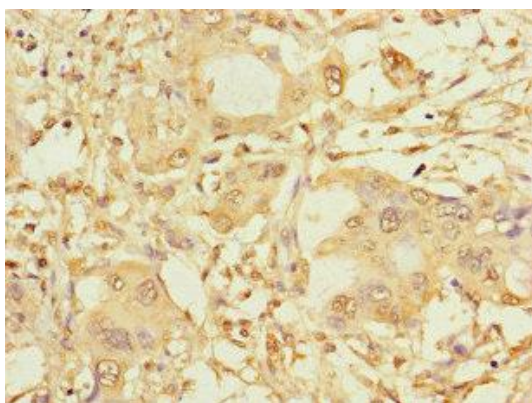
---



Immunohistochemistry of paraffin-embedded human melanoma using PACO46226 at dilution of 1:100.



Immunofluorescent analysis of HeLa cells using PACO46226 at dilution of 1:100 and Alexa Fluor 488-conjugated AffiniPure Goat Anti-Rabbit IgG(H+L).



Immunohistochemistry of paraffin-embedded human pancreatic cancer using PACO46226 at dilution of 1:100.