

ARHGAP42 Antibody



PACO46458

Product Information

Size:

50ug

Reactivity:

Human

Source:

Rabbit

Isotype:

IgG

Applications:

ELISA, WB, IHC

Recommended dilutions:

ELISA:1:2000-1:10000, WB:1:2000-1:10000,
IHC:1:20-1:200

Protein Background:

May influence blood pressure by functioning as a GTPase-activating protein for RHOA in vascular smooth muscle.

Gene ID:

ARHGAP42

Uniprot

A6NI28

Synonyms:

Rho GTPase-activating protein 42 (Rho GTPase-activating protein 10-like) (Rho-type GTPase-activating protein 42), ARHGAP42, GRAF3

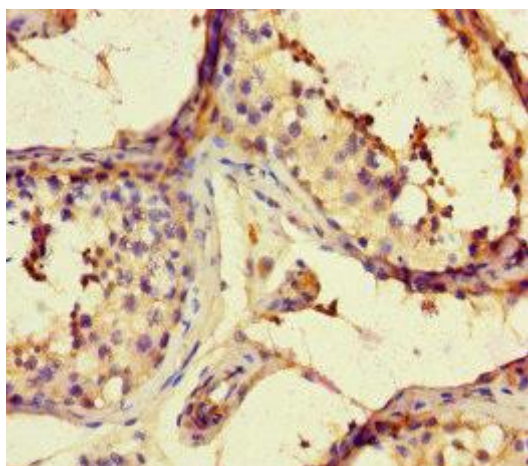
Immunogen:

Recombinant Human Rho GTPase-activating protein 42 protein (541-728AA).

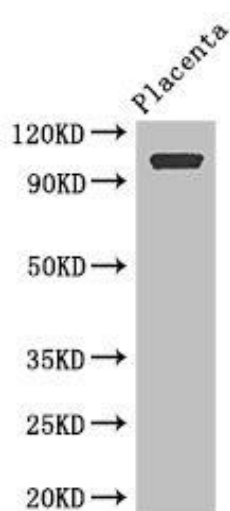
Storage:

Preservative: 0.03% Proclin 300. Constituents: 50% Glycerol, 0.01M PBS, PH 7.4

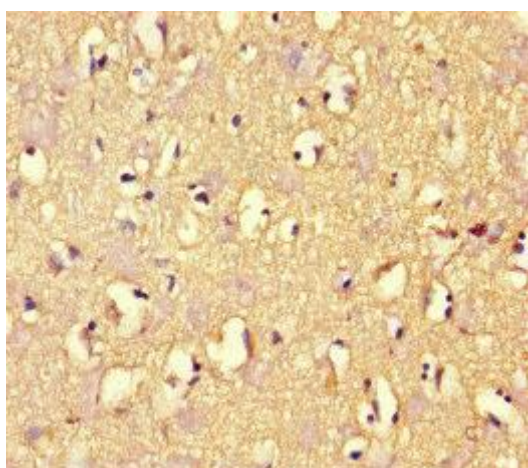
Product Images



Immunohistochemistry of paraffin-embedded human testis tissue using PACO46458 at dilution of 1:100.



Western Blot. Positive WB detected in: Human placenta tissue. All lanes: ARHGAP42 antibody at 2.8 μ g/ml. Secondary. Goat polyclonal to rabbit IgG at 1/50000 dilution. Predicted band size: 99 kDa. Observed band size: 99 kDa.



Immunohistochemistry of paraffin-embedded human brain tissue using PACO46458 at dilution of 1:100.