

THADA Antibody



PACO46682

Product Information

Size:

50ug

Reactivity:

Human

Source:

Rabbit

Isotype:

IgG

Applications:

ELISA, IHC, IF

Recommended dilutions:

ELISA:1:2000-1:10000, IHC:1:20-1:200,
IF:1:50-1:200

Protein Background:

Gene ID:

THADA

Uniprot

Q6YHU6

Synonyms:

Thyroid adenoma-associated protein (Gene inducing thyroid adenomas protein),
THADA, GITA KIAA1767

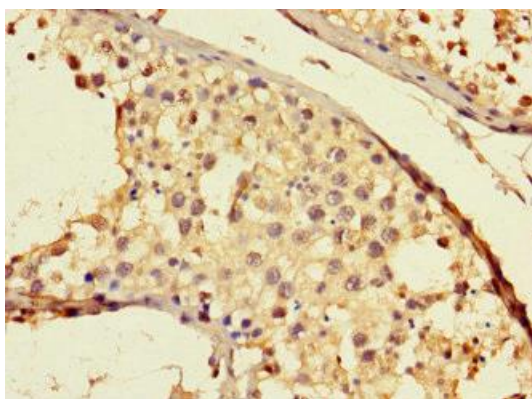
Immunogen:

Recombinant Human Thyroid adenoma-associated protein (432-651AA).

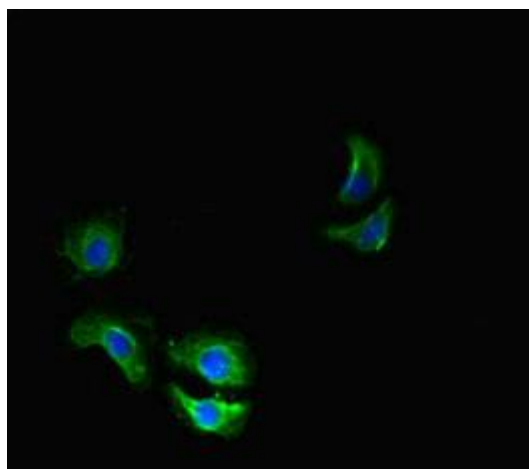
Storage:

Preservative: 0.03% Proclin 300. Constituents: 50% Glycerol, 0.01M PBS, PH 7.4

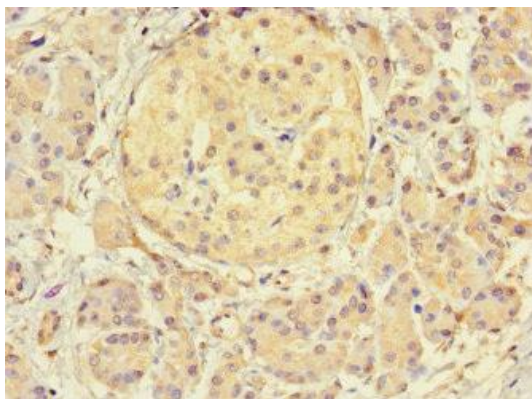
Product Images



Immunohistochemistry of paraffin-embedded human testis tissue using PACO46682 at dilution of 1:100.



Immunofluorescent analysis of A549 cells using PACO46682 at dilution of 1:100 and Alexa Fluor 488-conjugated AffiniPure Goat Anti-Rabbit IgG(H+L).



Immunohistochemistry of paraffin-embedded human pancreatic tissue using PACO46682 at dilution of 1:100.