

ZNF365 Antibody



PACO46694

Product Information

Size:

50ug

Reactivity:

Human

Source:

Rabbit

Isotype:

IgG

Applications:

ELISA, IHC, IF

Recommended dilutions:

ELISA:1:2000-1:10000, IHC:1:20-1:200,
IF:1:50-1:200

Protein Background:

Gene ID:

ZNF365

Uniprot

Q70YC5

Synonyms:

Protein ZNF365 (DISC1-binding zinc-finger protein) (Protein su48), ZNF365, DBZ
KIAA0844

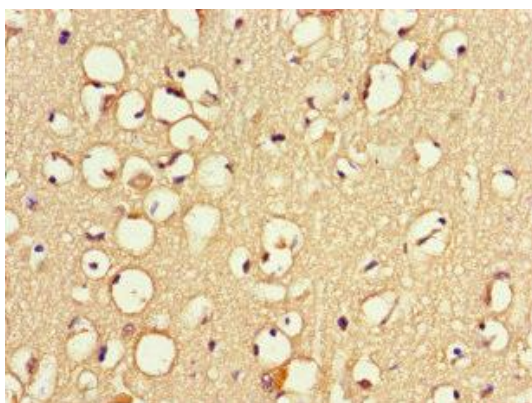
Immunogen:

Recombinant Human Protein ZNF365 protein (241-401AA).

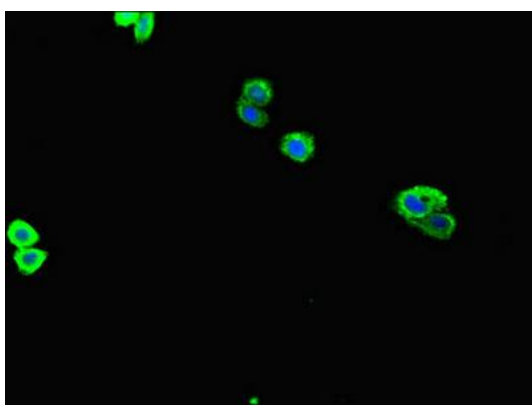
Storage:

Preservative: 0.03% Proclin 300. Constituents: 50% Glycerol, 0.01M PBS, PH 7.4

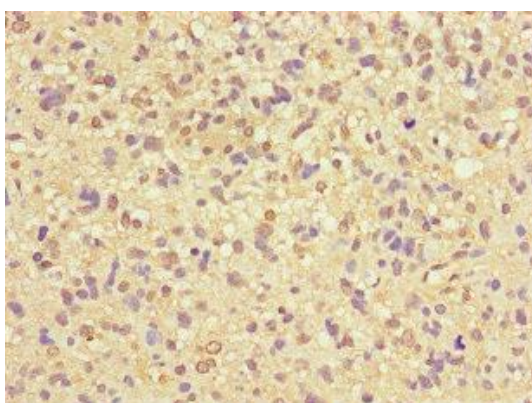
Product Images



Immunohistochemistry of paraffin-embedded human brain tissue using PACO46694 at dilution of 1:100.



Immunofluorescent analysis of HepG2 cells using PACO46694 at dilution of 1:100 and Alexa Fluor 488-conjugated AffiniPure Goat Anti-Rabbit IgG(H+L).



Immunohistochemistry of paraffin-embedded human glioma using PACO46694 at dilution of 1:100.