

TNFSF11 Antibody



PACO48490

Product Information

Size:

50ug

Reactivity:

Human

Source:

Rabbit

Isotype:

IgG

Applications:

ELISA, IHC, IF

Recommended dilutions:

ELISA:1:2000-1:10000, IHC:1:20-1:200,
IF:1:50-1:200

Protein Background:**Gene ID:**

TNFSF11

Uniprot

O14788

Synonyms:

Tumor necrosis factor ligand superfamily member 11 (Osteoclast differentiation factor) (ODF) (Osteoprotegerin ligand) (OPGL) (Receptor activator of nuclear factor kappa-B ligand) (RANKL) (TNF-related activation-induced cytokine) (TRANCE) (CD antigen CD254) [Cleaved into: Tumor necrosis factor ligand superfamily member 11, membrane form; Tumor necrosis factor ligand superfamily member 11, soluble form], TNFSF11, OPGL RANKL TRANCE

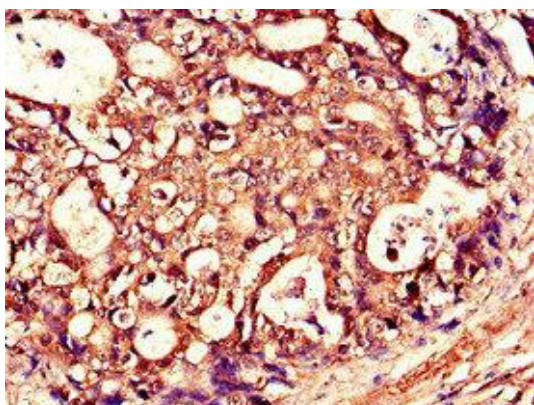
Immunogen:

Recombinant Human Tumor necrosis factor ligand superfamily member 11 protein (73-306AA).

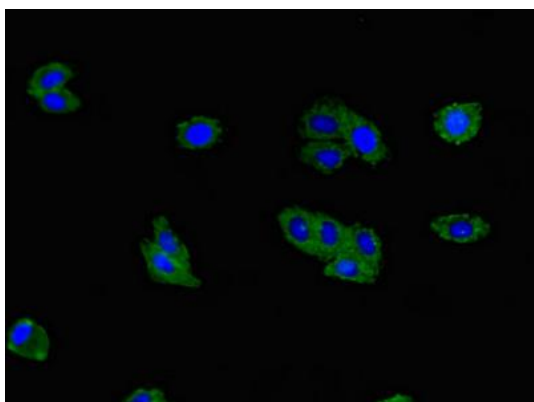
Storage:

Preservative: 0.03% Proclin 300. Constituents: 50% Glycerol, 0.01M PBS, PH 7.4

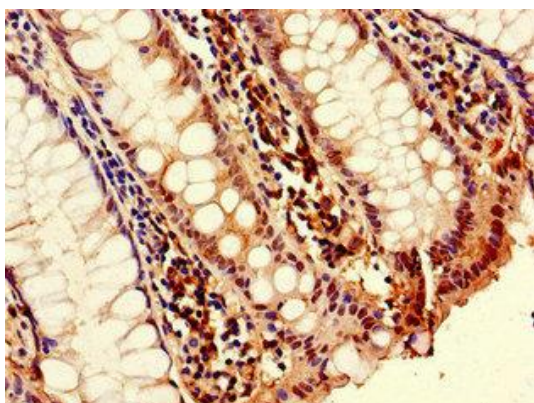
Product Images



Immunohistochemistry of paraffin-embedded human gastric cancer using PACO48490 at dilution of 1:100.



Immunofluorescent analysis of HepG2 cells using PACO48490 at dilution of 1:100 and Alexa Fluor 488-conjugated AffiniPure Goat Anti-Rabbit IgG(H+L).



Immunohistochemistry of paraffin-embedded human colon cancer using PACO48490 at dilution of 1:100.