

TPH2 Antibody



PACO50758

Product Information

Size:

50ug

Reactivity:

Human, Mouse, Rat

Source:

Rabbit

Isotype:

IgG

Applications:

ELISA, WB, IHC, IF

Recommended dilutions:

ELISA:1:2000-1:10000, WB:1:200-1:5000,
IHC:1:20-1:200, IF:1:50-1:200

Protein Background:

cytosol, indolalkylamine biosynthetic process.

Gene ID:

TPH2

Uniprot

Q8IWU9

Synonyms:

Tryptophan 5-hydroxylase 2 (EC 1.14.16.4) (Neuronal tryptophan hydroxylase)
(Tryptophan 5-monooxygenase 2), TPH2, NTPH

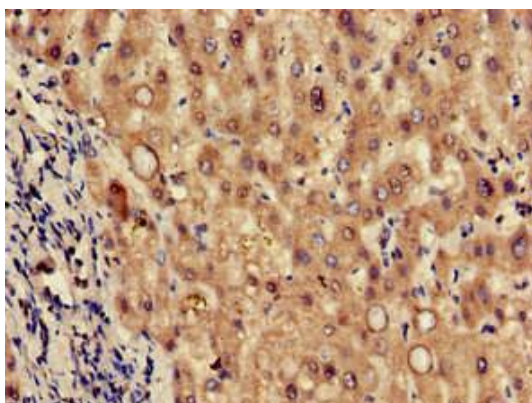
Immunogen:

Recombinant Human Tryptophan 5-hydroxylase 2 protein (44-225AA).

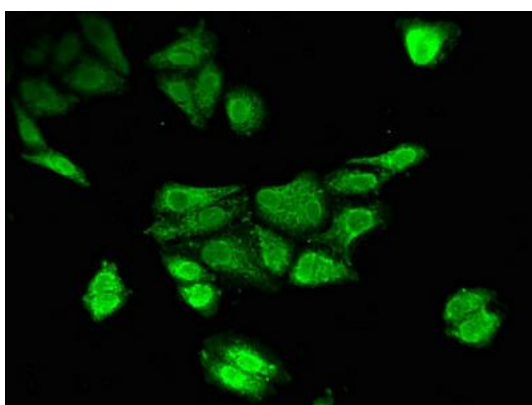
Storage:

Preservative: 0.03% Proclin 300. Constituents: 50% Glycerol, 0.01M PBS, pH 7.4

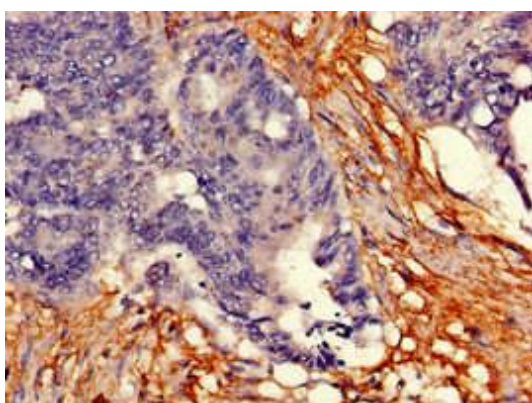
Product Images



Immunohistochemistry of paraffin-embedded human liver tissue using PACO50758 at dilution of 1:100.



Immunofluorescent analysis of HepG2 cells using PACO50758 at dilution of 1:100 and Alexa Fluor 488-conjugated AffiniPure Goat Anti-Rabbit IgG(H+L).



Immunohistochemistry of paraffin-embedded human colon cancer using PACO50758 at dilution of 1:100.