

PACO51598

Product Information

Size:

50ug

Reactivity:

Human

Source:

Rabbit

Isotype:

IgG

Applications:

ELISA, IHC, IF

Recommended dilutions:

ELISA:1:2000-1:10000, IHC:1:20-1:200,
IF:1:50-1:200

Protein Background:

serine-type peptidase activity.

Gene ID:

GZMK

Uniprot

P49863

Synonyms:

Granzyme K (EC 3.4.21) (Fragmentin-3) (Granzyme-3) (NK-tryptase-2) (NK-Tryp-2),
GZMK, TRYP2

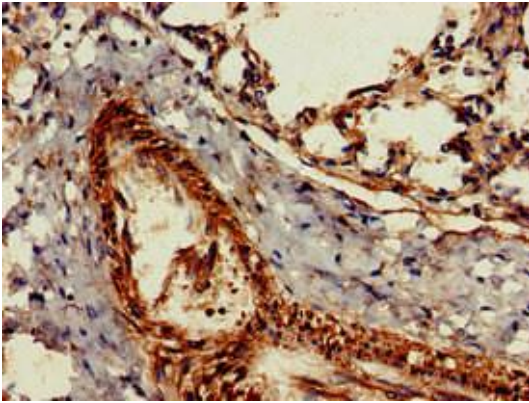
Immunogen:

Recombinant Human Granzyme K protein (27-264AA).

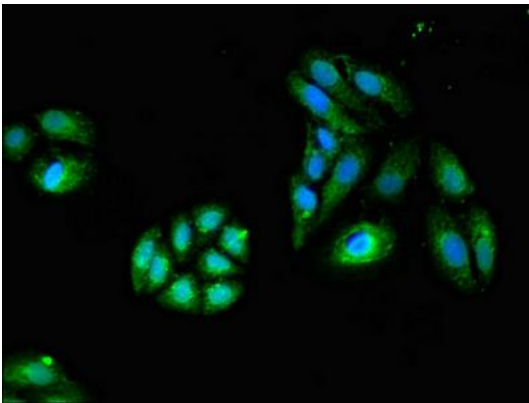
Storage:

Preservative: 0.03% Proclin 300. Constituents: 50% Glycerol, 0.01M PBS, pH 7.4

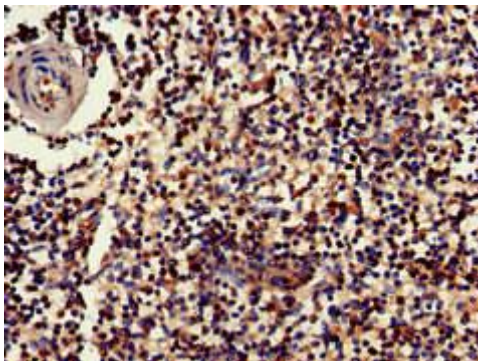
Product Images



Immunohistochemistry of paraffin-embedded human lung tissue using PACO51598 at dilution of 1:100.



Immunofluorescent analysis of HepG2 cells using PACO51598 at dilution of 1:100 and Alexa Fluor 488-conjugated AffiniPure Goat Anti-Rabbit IgG(H+L).



Immunohistochemistry of paraffin-embedded human spleen tissue using PACO51598 at dilution of 1:100.