

PACO54134

---

## Product Information

**Size:**

50ug

**Reactivity:**

Human

**Source:**

Rabbit

**Isotype:**

IgG

**Applications:**

ELISA, IHC, IF

**Recommended dilutions:**

ELISA:1:2000-1:10000, IHC:1:20-1:200,  
IF:1:50-1:200

**Protein Background:**

May be involved in endocytic recycling of growth factor receptors such as EGFR.

**Gene ID:**

AAGAB

**Uniprot**

Q6PD74

**Synonyms:**

Alpha- and gamma-adaptin-binding protein p34, AAGAB

**Immunogen:**

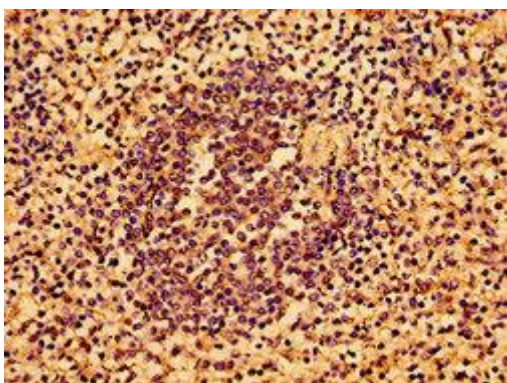
Recombinant Human Alpha- and gamma-adaptin-binding protein p34 protein (191-315AA).

**Storage:**

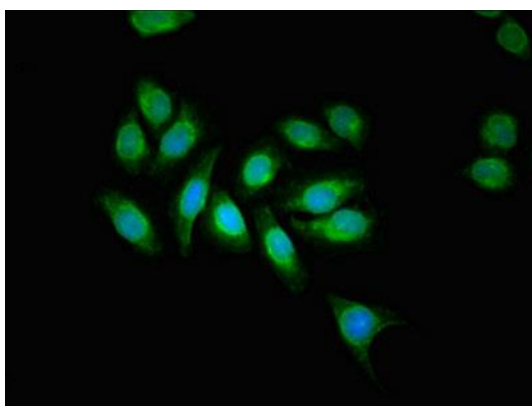
Preservative: 0.03% Proclin 300. Constituents: 50% Glycerol, 0.01M PBS, pH 7.4

## Product Images

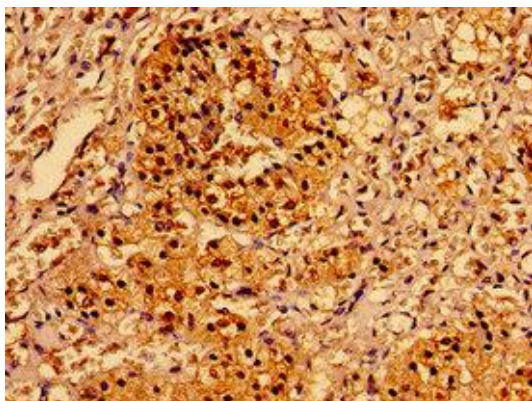
---



Immunohistochemistry of paraffin-embedded human spleen tissue using PACO54134 at dilution of 1:100.



Immunofluorescent analysis of A549 cells using PACO54134 at dilution of 1:100 and Alexa Fluor 488-conjugated AffiniPure Goat Anti-Rabbit IgG(H+L).



Immunohistochemistry of paraffin-embedded human adrenal gland tissue using PACO54134 at dilution of 1:100.