

HIST1H4A (Ab-16) Antibody



PACO56585

Product Information

Size:

50ul

Reactivity:

Human

Source:

Rabbit

Isotype:

IgG

Applications:

ELISA, IHC, IF

Recommended dilutions:

ELISA:1:2000-1:10000, IHC:1:20-1:200,
IF:1:50-1:200

Protein Background:

Core component of nucleosome. Nucleosomes wrap and compact DNA into chromatin, limiting DNA accessibility to the cellular machineries which require DNA as a template. Histones thereby play a central role in transcription regulation, DNA repair, DNA replication and chromosomal stability. DNA accessibility is regulated via a complex set of post-translational modifications of histones, also called histone code, and nucleosome remodeling.

Gene ID:

HIST1H4A

Uniprot

P62805

Synonyms:

Histone H4, HIST1H4A; HIST1H4B; HIST1H4C; HIST1H4D; HIST1H4E; HIST1H4F; HIST1H4H; HIST1H4I; HIST1H4J; HIST1H4K; HIST1H4L; HIST2H4A; HIST2H4B; HIST4H4, H4/A H4FA; H4/I H4FI; H4/G H4FG; H4/B H4FB; H4/J H4FJ; H4/C H4FC; H4/H H4FH; H4/M H4FM; H4/E H4FE; H4/D H4FD; H4/K H4FK; H4/N H4F2 H4FN HIST2H4; H4/O H4FO;

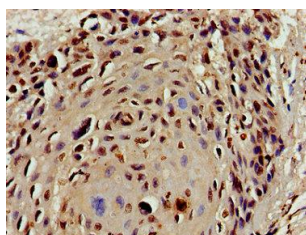
Immunogen:

Peptide sequence around site of Lys (16) derived from Human Histone H4.

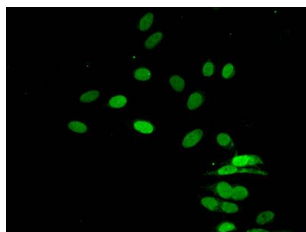
Storage:

Preservative: 0.03% Proclin 300. Constituents: 50% Glycerol, 0.01M PBS, pH 7.4

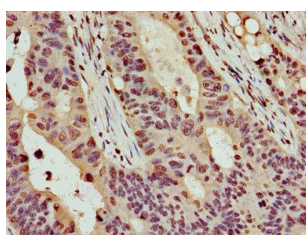
Product Images



Immunohistochemistry of paraffin-embedded human cervical cancer using PACO56585 at dilution of 1:100.



Immunofluorescent analysis of HeLa cells using PACO56585 at dilution of 1:100 and Alexa Fluor 488-conjugated AffiniPure Goat Anti-Rabbit IgG(H+L).



Immunohistochemistry of paraffin-embedded human colon cancer using PACO56585 at dilution of 1:100.