



Technical Manual

Anti-Bevacizumab ELISA Kit (Avastin®) Qualitative

- Catalogue Code: HUMB00025
- Sandwich ELISA Kit
- Research Use Only

Contents	Page
1. Intended Use.....	3
2. General Info.....	3
3. Test Principal.....	4
4. Warnings and Precautions.....	4
5. Storage and Stability.....	4
6. Specimen Collection and Storage.....	5
7. Materials Supplied.....	5
8. Materials required but not supplied.....	6
9. Procedure Notes.....	6
10. Pre-test Setup Instructions.....	7
11. Test Procedure.....	8
12. Quality Control.....	9
13. Calculation and Interpretation of Results.....	9
14. Analytical Performance.....	9
15. Symbols and Cautions.....	10

1. Intended Use

The Assay Genie Qualitative Antibodies to Bevacizumab ELISA has been especially developed for the qualitative analysis of antibodies to bevacizumab in serum and plasma samples. Assay Genies' Qualitative Antibodies to Bevacizumab ELISA is optimized with Avastin®/Altuzan®.

2. Summary and Explanation

A recombinant humanized monoclonal IgG1 antibody that binds to and inhibits the biologic activity of human vascular endothelial growth factor (VEGF). Bevacizumab contains human framework regions and the complementarity-determining regions of a murine antibody that binds to VEGF. Bevacizumab is produced in a Chinese Hamster Ovary mammalian cell expression system in a nutrient medium containing the antibiotic gentamicin and has a molecular weight of approximately 149 kilodaltons.

Bevacizumab is an antineoplastic agent and prevents or reduces the formation of blood vessels (angiogenesis) thereby preventing or reducing metastatic disease progressing. Bevacizumab binds VEGF and prevents vascular endothelial growth and endothelial cell proliferation.

Therapeutic drug monitoring (TDM) is the clinical practice of measuring specific drugs at designated intervals to maintain a constant concentration in a patient's bloodstream, thereby optimizing individual dosage regimens. The indications for drug monitoring include efficacy, compliance, drug-drug interactions, toxicity avoidance, and therapy cessation monitoring. Additionally, TDM can help to identify problems with medication compliance among noncompliant patient cases.

Biologic medicinal products (biologics) have transformed treatment landscapes worldwide for patients with haematological or solid malignancies with the 21st century. Today, as data exclusivity periods of first wave biologics approach expiration/have expired, several biosimilar products (i.e., biologics that are considered to be similar in terms of quality, safety and efficacy to an approved 'reference' biologic) are being developed or have already been approved for human use.

Like all biologics, biosimilars are structurally complex proteins that are typically manufactured using genetically engineered animal, bacterial or plant cell culture systems. As a consequence of this molecular complexity and the proprietary nature of the manufacturing process, which will inevitably result in the use of different host cell lines and expression systems as well as related differences in manufacturing conditions, it is not possible to manufacture exact copies of a reference biologic.

When administered to patients, all therapeutic proteins have the potential to induce an unwanted immune response (i.e., to stimulate the formation of antidrug antibodies [ADAs]). The impact of immune responses can range from no apparent effect to changes in pharmacokinetics, loss of effect and serious adverse events. Furthermore, the immunogenicity profile of a biologic can be significantly altered by even small differences in its manufacturing process that are accompanied by a change in product attributes, as well as differences in dosing schedules, administration routes or patient populations.

Assay Genies' ELISA kits can be used for drug level and anti-drug antibodies measurements. Ustekinumab ELISA products:

Kit Name	Description	Product SKU
Bevacizumab (Avastin®) ELISA Kit	Free drug	HUMB00024
Anti-Bevacizumab (Avastin®) ADA Qualitative ELISA Kit	Antibody screening - Qualitative	HUMB00025
Anti-Bevacizumab (Avastin®) ADA Quantitative ELISA Kit	Antibody screening - Quantitative	HUMB00026

3. Test Principle

Solid phase enzyme-linked immunosorbent assay (ELISA) based on the sandwich principle. Standards and samples (serum or plasma) are incubated in the microtiter plate coated with the reactant for bevacizumab. After incubation, the wells are washed. Then, horse radish peroxidase (HRP) conjugated probe is added and binds to bevacizumab captured by the reactant on the surface of the wells. Following incubation wells are washed and the bound enzymatic activity is detected by addition of tetramethylbenzidine (TMB) chromogen substrate. Finally, the reaction is terminated with an acidic stop solution. The colour developed is proportional to the amount of bevacizumab in the sample or standard. Results of samples can be determined directly using the standard curve.

4. Warnings and Precautions

- For research use only.
- In case of severe damage of the kit package please contact Assay Genie or your supplier in written form, latest one week after receiving the kit. Do not use damaged components in test runs but keep safe for complaint related issues.
- Obey lot number and expiry date. Do not mix reagents of different lots. Do not use expired reagents.
- Before starting the assay, read the instructions completely and carefully. Use the valid version of the package insert provided with the kit. Be sure that everything is understood. For further information (clinical background, test performance, automation protocols, alternative applications, literature, etc.) please refer to the local distributor.
- Follow good laboratory practice and safety guidelines. Wear lab coats, disposable latex gloves and protective glasses where necessary.
- All reagents of this kit containing human serum or plasma (standards etc.) have been tested and were found negative for HIV I/II, HBsAg and Anti-HCV. However, a presence of these or other infectious agents cannot be excluded absolutely and therefore reagents should be treated as potential biohazards in use and for disposal.
- Reagents of this kit containing hazardous material may cause eye and skin irritations. See "Materials supplied", MSDS and labels for details.
- Chemicals and prepared or used reagents must be treated as hazardous waste according the national biohazard safety guidelines or regulations.

5. Storage and Stability

The kit is shipped at ambient temperature (10-30°C) and should be stored at 2-8°C. Keep away from heat or direct sun light. The strips of microtiter plate is stable up to the expiry date of the kit in the broken, but tightly closed bag when stored at 2-8°C.

6. Specimen Collection and Storage

Serum, Plasma (EDTA, Heparin)

The usual precautions for venipuncture should be observed. Do not use grossly haemolytic, icteric or lipemic specimens. Samples appearing turbid should be centrifuged before testing to remove any particulate material. Avoid repeated freeze-thaw cycles for serum/plasma samples.

Samples should be diluted with the dilution rate given in the "Pre-test setup instructions" before the test.

Drug infusions may camouflages/mask the presence of antibody to drugs in serum/plasma samples. Therefore, blood sampling time is critical for detection of antibodies. It is recommended to take the blood sample just before the scheduled dose (trough specimen).

Storage	2-8°C	-20°C
Stability (serum/plasma)	2 days	6 months

7. Materials Supplied

Microtiter Plate	1 x 12 x 8	Microtiter Plate Break apart strips. Microtiter plate with 12 rows each of 8 wells coated with reactant.
Controls	0.1 mL (negative) 0.5 mL (positive)	Control negative and positive Ready to use. Contains human serum and stabilizer, <0,1% NaN ₃ .
Assay Buffer	1 x 12 mL	Assay Buffer Blue coloured. Ready to use. Contains proteins and <0.1% NaN ₃ .
Conjugate	1 x 12 mL	Horse radish peroxidase-Conjugated Probe Ready to use. Red coloured. Contains HRP conjugated probe, stabilizer and preservatives.
Substrate	1 x 12 mL	TMB Substrate Solution Ready to use. Contains 3,3',5,5'- Tetramethylbenzidine (TMB).
Stop Buffer	1 x 12 mL	TMB Stop Solution Ready to use. 1N HCl.
Wash Buffer	1 x 50 mL	Wash Buffer, (20x) Prepared concentrated (20x) and should be diluted with the dilution rate given in the "Pre-test setup instructions" before the test. Contains buffer with tween 20.
Foil	2 x 1	Adhesive Foil For covering of Microtiter Plate during incubation.

8. Materials Required but not Supplied

- Micropipettes and tips
- Calibrated measures
- Tubes for sample dilution
- Wash bottle, automated or semi-automated microtiter plate washing system
- Microtiter plate reader capable of measuring optical density with a photometer at OD 450nm with reference wavelength 650 nm (450/650 nm)
- Distilled or deionised water, paper towels, pipette tips and timer

9. Procedure Notes

1. Any improper handling of samples or modification of the test procedure may influence the results. The indicated pipetting volumes, incubation times, temperatures and pre-treatment steps must be performed strictly according to the instructions. Use calibrated pipettes and devices only.
2. Once the test has been started, all steps should be completed without interruption. Make sure that required reagents, materials and devices are prepared ready at the appropriate time. Allow all reagents and specimens to reach room temperature (18-25 °C) and gently swirl each vial of liquid reagent and sample before use. Mix reagents without foaming.
3. Avoid contamination of reagents, pipettes and wells/tubes. Use new disposable plastic pipette tips for each reagent, standard or specimen. Do not interchange caps. Always cap not used vials. Do not reuse wells/tubes or reagents.
4. Use a pipetting scheme to verify an appropriate plate layout.
5. Incubation time affects results. All wells should be handled in the same order and time sequences. It is recommended to use an 8-channel Micro-pipettor for pipetting of solutions in all wells.
6. Microplate washing is important. Improperly washed wells will give erroneous results. It is recommended to use a multichannel pipette or an automatic microplate washing system. Do not allow the wells to dry between incubations. Do not scratch coated wells during rinsing and aspiration. Rinse and fill all reagents with care. While rinsing, check that all wells are filled precisely with Wash Buffer, and that there are no residues in the wells.
7. Humidity affects the coated wells/tubes. Do not open the pouch until it reaches room temperature. Unused wells/tubes should be returned immediately to the resealed pouch including the desiccant.

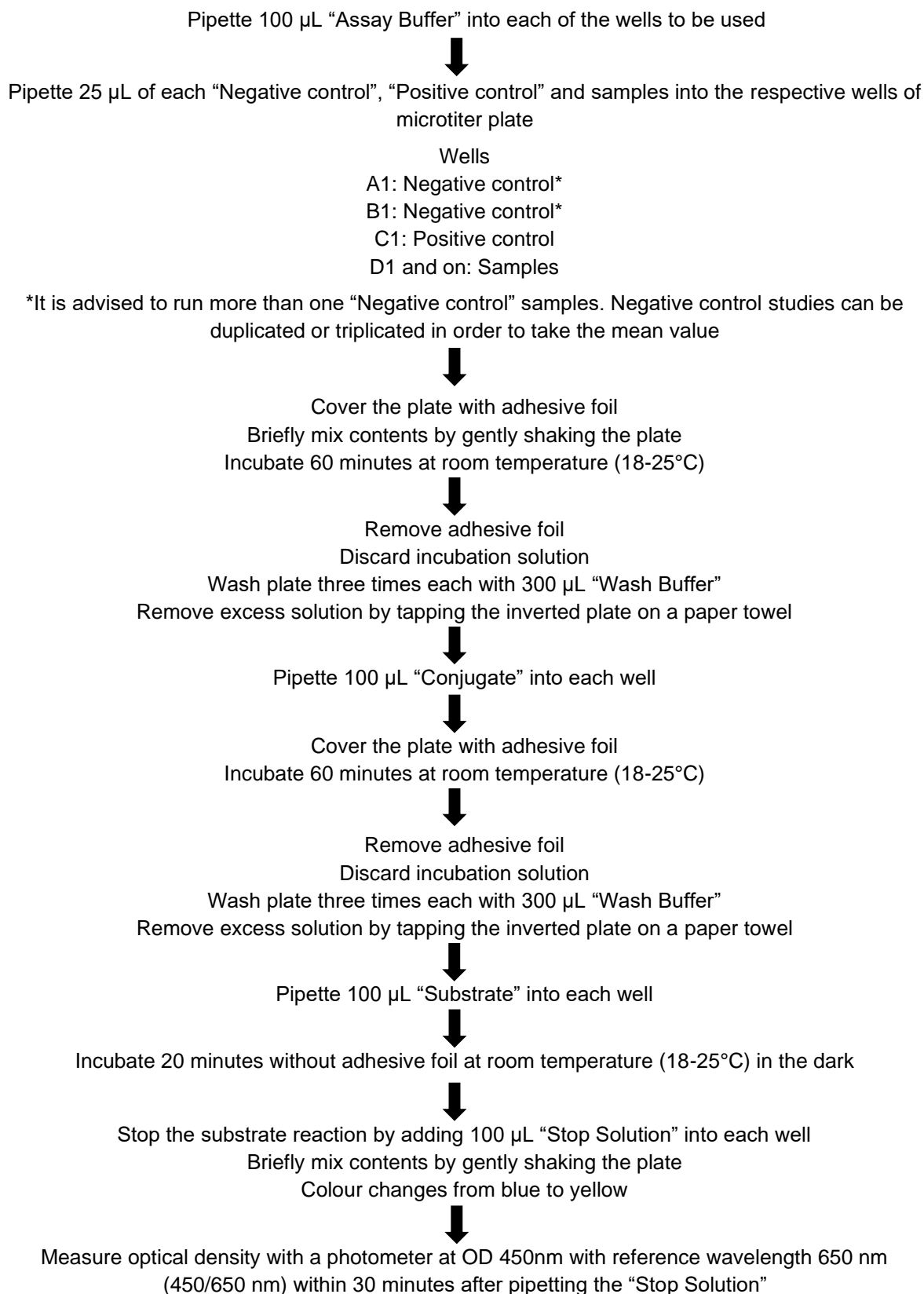
10. Pre-Test Setup Instructions

- Preparation of Components

Component	Wash buffer (must be prepared before starting assay procedure)
Dilute	10 mL (e.g.)
With	Up to 200 mL
Diluent	Distilled water
Dilution Ratio	1/20
Remarks	Warm up 37°C to dissolve crystals. Mix vigorously.
Storage	2-8°C
Stability	2 Weeks

11. Test Procedure

Total assay time: 140 minutes



12. Quality Control

The test results are only valid if the test has been performed following the instructions. Moreover, the user must strictly adhere to the rules of GLP (Good Laboratory Practice) or other applicable standards/laws. For a valid study, the OD 450/650 of the highest standard should be >1.500 and the OD 450/650 of the lowest standard should be <0.150. In case of any deviation the following technical issues (but not limited to) should be reviewed: Expiration dates of reagents, storage conditions, pipettes, devices, incubation conditions, washing methods, etc.

13. Calculation & Interpretation of Results

The results are evaluated by a cut-off value which is estimated by multiplying the mean OD 450/650 nm of the negative controls by 3.

e.g.

If "Sample OD 450/650 / the mean negative control OD 450/650 ≥ 3 "

then the sample is POSITIVE

If "Sample OD 450/650 / the mean negative control OD 450/650 < 3 "

then the sample is NEGATIVE

Note: The cut-off information provided with this kit can only be considered as a recommendation. Cut-off values must be calculated/set or verified according to scientific standards by the users/laboratories.

14. Analytical Performance















- Specificity: There is no cross reaction with native serum immunoglobulin
- Precision: Intra-assay and inter-assay CVs <30%
- Cut-off: Cut-off values must be calculated/set or verified according to scientific standards by the users/laboratories.

The "Quality control certificate" contains lot specific analytical performance data and is supplied separately with each kit. If some further analytical performance data is needed, please refer to the local distributor.

15. Automation

Assay Genies' Qualitative Antibodies to Bevacizumab ELISA is also suitable to run on automated ELISA processors.

16. Symbols and Cautions

	Manufacturer		Temperature limitation
	Production date		See instruction for use
	Expiry date		Caution
	Catalog number		Control
	Do not use if package is damaged		Negative control
	Keep away from sunlight		Positive control
	Keep dry		Number of tests

According to ISO 15223

Cautions: The performance of the kit can be achieved by fully complying with the instructions. Modifications on the test procedure can affect the results and these kinds of changes will not be charged as regular complaints. This product is for professional use only and must be used for “Intended use” that is given in the instructions for use. The results themselves should not be the only reason for any therapeutically consequences. They must be correlated to other clinical observations. Cut-off, reference ranges, etc. must be calculated/set according to scientific standards by the users/laboratories. Information in the instructions about cut-off, etc. performance characteristics, can only be considered as a recommendation and does not give any responsibility to the manufacturer.

Limitations of Liability: The manufacturer’s liability is limited to the purchase price of the product in all circumstances. The manufacturer cannot be held responsible for damage to the patient, lost profit, lost sales, damage to property or any other incidental or consequential loss.

Technical support and complaints: Technical support can be given upon request. If there is a problem with the product, complaints must be sent written to info@assaygenie.com with the technical data (if available) like standard curve, control results, etc. After the necessary examination, written reply will be given.

Notes

Assay Genie 100% money-back guarantee!

If you are not satisfied with the quality of our products and our technical team cannot resolve your problem, we will give you 100% of your money back.

Contact Details

