

































































































ELISA Plate Map

Experiment:

Date:

	1	2	3	4	5	6	7	8	9	10	11	12
A												
B												
C												
D												
E												
F												
G												
H												

 **Standards**

Standards are serially diluted from the stock solution

 **Samples**

 **Blank**

Notes: