

## NOX2/gp91phox Antibody

CAB12430



### Description

---

This NOX2/gp91phox Antibody is supplied as a kit for advanced applications. The kit includes Bradford Reagent to quantify total protein concentration for accurate sample normalization (Optional).

### Product Information

---

<b>SKU:</b>	CAB12430
<b>Contents:</b>	20 $\mu$ L, 100 $\mu$ L Bradford Reagent: 1 vial (2ml)
<b>Category:</b>	Polyclonal Antibody
<b>Synonyms:</b>	CGD, CGDX, NOX2, IMD34, AMCBX2, GP91-1, GP91PHOX, p91-PHOX, GP91-PHOX, NOX2/gp91phox
<b>Clone:</b>	-
<b>Applications:</b>	 
<b>Conjugation:</b>	Unconjugated
<b>Reactivity:</b>	Human, Mouse, Rat

### Antibody Data

---

<b>Gene ID:</b>	1536
<b>Uniprot:</b>	AB_2759272
<b>Host Species:</b>	Rabbit
<b>Purification:</b>	Affinity purification
<b>Observed MW:</b>	60kDa
<b>Calculated MW:</b>	65kDa

## Preparation & Storage

**Storage:** Store at -20°C. Avoid freeze / thaw cycles. Buffer: PBS containing 50% glycerol, preserved with proclin300 or sodium azide (as specified on the Certificate of Analysis), pH 7.3.

Store Bradford Reagent at Room Temperature for 1 Year.

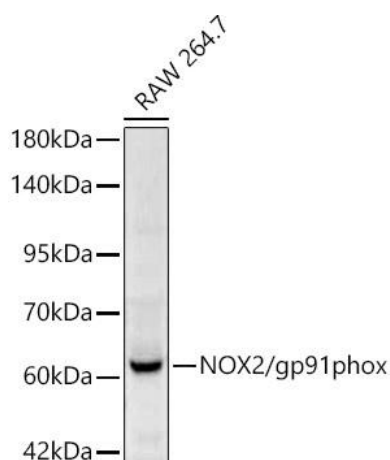
**Positive Sample:** RAW 264.7

**Recommended Dilutions:**

<b>WB</b>	1:500 - 1:2000
<b>ELISA</b>	Recommended starting concentration is 1 µg/mL. Please optimize the concentration based on your specific assay requirements.

**Protein Quantification (Optional):** To quantify total protein levels, use the Bradford Reagent included in this kit. Visit <https://www.assaygenie.com/bradford-protein-assay-protocol/> to view the full protocol

## Validation Data



Western blot analysis of lysates from RAW 264.7 cells, using /gp91phox Rabbit pAb (CAB12430) at 1:900 dilution. Secondary antibody: HRP-conjugated Goat anti-Rabbit IgG (H+L) (CABS014) at 1:10000 dilution. Lysates/proteins: 25µg per lane. Blocking buffer: 3% nonfat dry milk in TBST. Detection: ECL Basic Kit (AbGn00020). Exposure time: 90s.