

## HDAC4 Monoclonal Antibody

CAB13510



### Description

---

This HDAC4 Monoclonal Antibody is supplied as a kit for advanced applications. The kit includes Bradford Reagent to quantify total protein concentration for accurate sample normalization (Optional).

### Product Information

---

<b>SKU:</b>	CAB13510
<b>Contents:</b>	20 µL, 100 µL Bradford Reagent: 1 vial (2ml)
<b>Category:</b>	Monoclonal Antibody
<b>Synonyms:</b>	HD4, AHO3, BDMR, HDACA, HA6116, HDAC-4, HDAC-A, NEDCHF, NEDCHID, HDAC4
<b>Clone:</b>	ARC0714
<b>Applications:</b>	 
<b>Conjugation:</b>	Unconjugated
<b>Reactivity:</b>	Human

### Antibody Data

---

<b>Gene ID:</b>	9759
<b>Uniprot:</b>	AB_2861688
<b>Host Species:</b>	Rabbit
<b>Purification:</b>	Affinity purification
<b>Observed MW:</b>	140kDa
<b>Calculated MW:</b>	119kDa

## Preparation & Storage

**Storage:** Store at -20°C. Avoid freeze / thaw cycles. Buffer: PBS containing 50% glycerol and 0.05% BSA, preserved with proclin300 or sodium azide (as specified on the Certificate of Analysis), pH 7.3.

Store Bradford Reagent at Room Temperature for 1 Year.

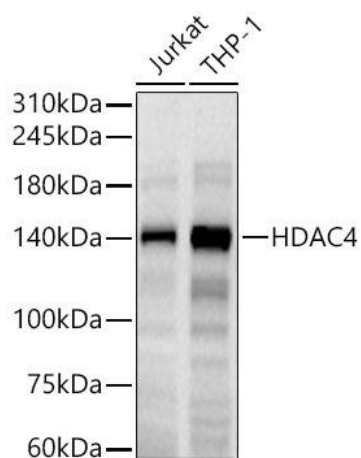
**Positive Sample:** Jurkat, THP-1

**Recommended Dilutions:**

<b>WB</b>	1:500 - 1:1000
<b>ELISA</b>	Recommended starting concentration is 1 µg/mL. Please optimize the concentration based on your specific assay requirements.

**Protein Quantification (Optional):** To quantify total protein levels, use the Bradford Reagent included in this kit. Visit <https://www.assaygenie.com/bradford-protein-assay-protocol/> to view the full protocol

## Validation Data



Western blot analysis of various lysates, using HDAC4 Rabbit mAb (CAB13510) at 1:500 dilution. Secondary antibody: HRP-conjugated Goat anti-Rabbit IgG (H+L) (CABS014) at 1:10000 dilution. Lysates/proteins: 25µg per lane. Blocking buffer: 3% nonfat dry milk in TBST. Detection: ECL Basic Kit (AbGn00020). Exposure time: 60s.