

SPARC Antibody

CAB14494

Description

This SPARC Antibody is supplied as a kit for advanced applications. The kit includes Bradford Reagent to quantify total protein concentration for accurate sample normalization (Optional).

Product Information

SKU:	CAB14494
Contents:	20 μ L, 100 μ L Bradford Reagent: 1 vial (2ml)
Category:	Polyclonal Antibody
Synonyms:	ON, ONT, OI17, BM-40, SPARC
Clone:	-
Applications:	WB IHC-P IF/ICC ELISA
Conjugation:	Unconjugated
Reactivity:	Human, Mouse, Rat

Antibody Data

Gene ID:	6678
Uniprot:	AB_2761368
Host Species:	Rabbit
Purification:	Affinity purification
Observed MW:	35kDa
Calculated MW:	35kDa

Preparation & Storage

Storage: Store at -20°C. Avoid freeze / thaw cycles. Buffer: PBS with 0.01% thimerosal, 50% glycerol, pH 7.3.

Store Bradford Reagent at Room Temperature for 1 Year.

Positive Sample: A375

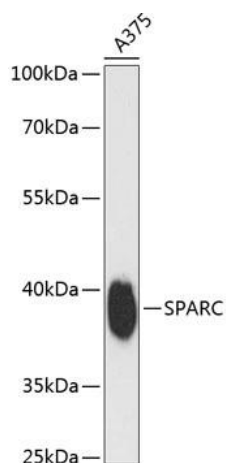
Recommended Dilutions:

WB	1:500 - 1:2000
IHC-P	1:50 - 1:100
IF/ICC	1:50 - 1:100
ELISA	Recommended starting concentration is 1 µg/mL. Please optimize the concentration based on your specific assay requirements.

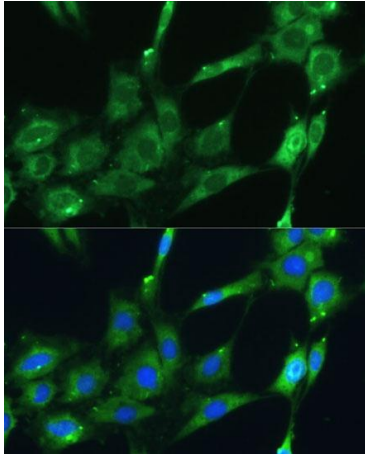
Protein Quantification (Optional):

To quantify total protein levels, use the Bradford Reagent included in this kit. Visit <https://www.assaygenie.com/bradford-protein-assay-protocol/> to view the full protocol

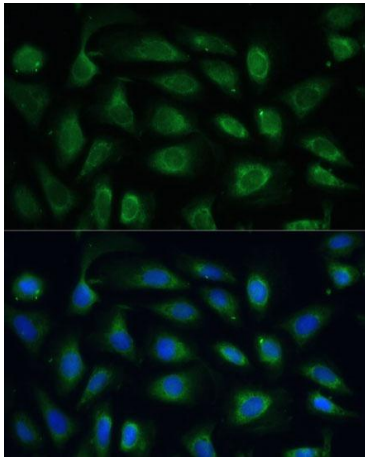
Validation Data



Western blot analysis of lysates from cells, using SPARC Rabbit pAb (CAB14494) at 1:3000 dilution. Secondary antibody: HRP-conjugated Goat anti-Rabbit IgG (H+L) (CABS014) at 1:10000 dilution. Lysates/proteins: 25µg per lane. Blocking buffer: 3% nonfat dry milk in TBST. Detection: ECL Basic Kit (AbGn00020). Exposure time: 90s.



Immunofluorescence analysis of cells using SPARC Rabbit pAb (CAB14494) at dilution of 1:100 (40x lens). Secondary antibody: Cy3-conjugated Goat anti-Rabbit IgG (H+L) (CABS007) at 1:500 dilution. Blue: DAPI for nuclear staining.



Immunofluorescence analysis of U-2 OS cells using SPARC Rabbit pAb (CAB14494) at dilution of 1:100 (40x lens). Secondary antibody: Cy3-conjugated Goat anti-Rabbit IgG (H+L) (CABS007) at 1:500 dilution. Blue: DAPI for nuclear staining.