

## ZMPSTE24 Antibody

CAB18593

### Description

---

This ZMPSTE24 Antibody is supplied as a kit for advanced applications. The kit includes Bradford Reagent to quantify total protein concentration for accurate sample normalization (Optional).

### Product Information

---

<b>SKU:</b>	CAB18593
<b>Contents:</b>	20 $\mu$ L, 100 $\mu$ L Bradford Reagent: 1 vial (2ml)
<b>Category:</b>	Polyclonal Antibody
<b>Synonyms:</b>	HGPS, PRO1, FACE1, RSDM1, STE24, FACE-1, Ste24p, ZMPSTE24
<b>Clone:</b>	-
<b>Applications:</b>	<span>WB</span> <span>IHC-P</span> <span>ELISA</span>
<b>Conjugation:</b>	-
<b>Reactivity:</b>	Human, Mouse, Rat

### Antibody Data

---

<b>Gene ID:</b>	10269
<b>Uniprot:</b>	AB_2862352
<b>Host Species:</b>	Rabbit
<b>Purification:</b>	Affinity purification
<b>Observed MW:</b>	54kDa
<b>Calculated MW:</b>	55kDa

## Preparation & Storage

**Storage:** Store at -20°C. Avoid freeze / thaw cycles. Buffer: PBS containing 50% glycerol, preserved with proclin300 or sodium azide (as specified on the Certificate of Analysis), pH 7.3.

Store Bradford Reagent at Room Temperature for 1 Year.

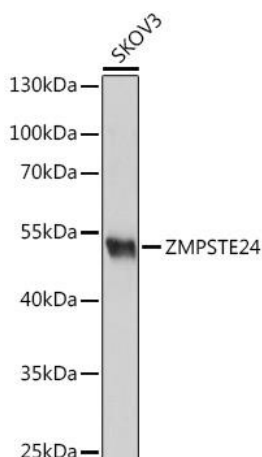
**Positive Sample:** SKOV3

**Recommended Dilutions:**

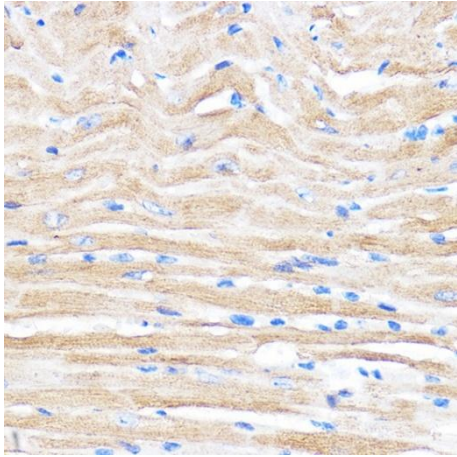
<b>WB</b>	1:500 - 1:2000
<b>IHC-P</b>	1:50 - 1:200
<b>ELISA</b>	Recommended starting concentration is 1 µg/mL. Please optimize the concentration based on your specific assay requirements.

**Protein Quantification (Optional):** To quantify total protein levels, use the Bradford Reagent included in this kit. Visit <https://www.assaygenie.com/bradford-protein-assay-protocol/> to view the full protocol

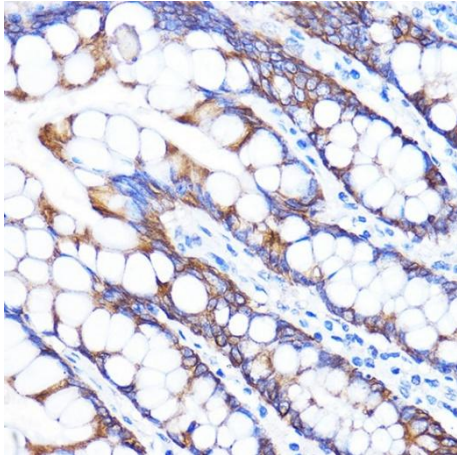
## Validation Data



Western blot analysis of lysates from SKOV3 cells, using ZMPSTE24 Rabbit pAb (CAB18593) at 1:1000 dilution. Secondary antibody: HRP-conjugated Goat anti-Rabbit IgG (H+L) (CABS014) at 1:10000 dilution. Lysates/proteins: 25µg per lane. Blocking buffer: 3% nonfat dry milk in TBST. Detection: ECL Basic Kit (AbGn00020). Exposure time: 5s.



Immunohistochemistry analysis of paraffin-embedded Mouse heart using ZMPSTE24 Rabbit pAb (CAB18593) at dilution of 1:100 (40x lens). Microwave antigen retrieval performed with 0.01M PBS Buffer (pH 7.2) prior to IHC staining.



Immunohistochemistry analysis of paraffin-embedded Human colon using ZMPSTE24 Rabbit pAb (CAB18593) at dilution of 1:100 (40x lens). Microwave antigen retrieval performed with 0.01M PBS Buffer (pH 7.2) prior to IHC staining.